

July 2006

# WOODCHIPS

Newsletter Of the Southern Highlands Region  
of the Sydney Woodturners Guild.

Web site, [www.sydneywoodturners.com.au](http://www.sydneywoodturners.com.au)

Patrons: Don & Bess Akrigg.



## The Next Meeting Saturday 26th August 10 am At Charlton Hall.

Let's see every lathe in use from 10.00am until we break for lunch. .

### Canberra Working With Wood Show

Saturday 9 September

**BUS TRIP**

Add your name to the list so that know whether to book a bus or not. Do it now.

### Membership

If you have not renewed your membership, you have until 31 July. After that date, you will need to reapply for membership and a new number will be issued.

**Renew Now!!!!**

## DIARY DATES.

### At Southern Highlands

- |              |                                |
|--------------|--------------------------------|
| 22 July      | Sam Shakouri, Macarthur Group. |
| 26 August    | Hands On Day                   |
| 23 September | Ernie Newman & AGM             |
| 28 October   | Local Lads                     |
| 17 December  | Christmas Function             |

### Other

- |                  |  |
|------------------|--|
| 11-13 August     | Newcastle, Woodworking Hobbies and Craft Expo.<br>Newcastle Entertainment Centre |
| 26 - 27 August   | Vaughn Richmond Demonstration, Cubbyhouse  |
| 8-10 September   | Down-Under-Turnaround, Phillip Island  |
| 8 - 10 September | Canberra Working With Wood Show  |
| 6 - 8 October    | Hobart Working With Wood Show  |
| 20-22 October    | Melbourne working With Wood Show   |

## June Meeting

Our meeting in June started with Terry Baker, the professional turner from the north coast. We had no informal activity in the lead-up to lunch as we normally do, instead we launched straight into Terry's demonstration.

At the time of starting, we only had 18 members in attendance, but more seemed to trickle in during the morning including a visitor, Anna Dawes from Western Blue Mtns Region. Eventually we finished with 32 members.

## Terry Baker

We were offered a very different view of our craft of woodturning through Terry's demonstration.

He has a background of art, ceramics and then into turning, where he found that he wanted to apply his artist's background to his turning. This was a fairly radical move when he commenced turning as it was seen as quite radical and not traditional. He sells his work through some local markets, overseas galleries as well as commissioned work. He has had work travel through Japan, the US and all over Australia in some travelling exhibitions.

Terry takes the approach that what comes off the lathe is not the final product but that rather the lathe produces is the canvas which his artist self then adds decoration through burning, cutting, texturing and painting.

Terry turned some simple pieces to start off, then began to burn with a blowtorch. He used a wire brush on a drill to brush off most of the burn, this added some texturing to the job which he then burned again. This was sanded and finished.

I think his most adventuresome effort was the triangle piece of burl that he started on. While it eventually flew off the lathe, he showed how to work an irregular shaped and weighted piece and how effective it could be.

After lunch, Terry moved onto his off the lathe techniques. We saw a dremel used, different paints, gold cream, stains, more burning with a pyrography pen.

All up, an interesting and challenging day for us all.

Terry's Homemade Finishing Oil Formula:

6.5 cups of boiled linseed oil, 12 cups of pure gum turpentine, 1 cup of tung oil, 1/2 square inch of bees wax, 1 square inch of canuba wax, small amount of terrapin.

Put oil into a double walled boiler outside for ventilation, bring to boil. Add wax. When mixed, turn off heat then pour in turps and let cool down. Strain and bottle.

Terry's Sealer Formula: Mix proofseal and methylated spirits in a 50:50 mixture. Bottle.




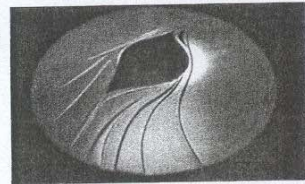

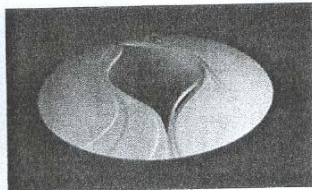

## Club Shirts

Supplies of club shirts now available. With club monogram on the pocket, cost is \$39.


Money up front please, cheques acceptable.

**See Ian Pye, pay money and place your order.**

And the next demonstrator at The Cubby House will be ....



**Vaughn Richmond**



**Demonstrations: 26 and 27th August, 2006 — \$25/day**

Maximum of 40, so book and pay early!

**Workshop: 28 August, 2006 — \$60**

Limit of 10, better book and pay even faster!!

Contact Pat Thorpe for more information 9524 2504

The next demonstrator at the Cubby House will be Vaughn Richmond, renowned turner from WA. He was one of the demonstrators at Qturn in April and was well regarded in his demonstration. The workshop on Monday is fully booked but there are a few vacancies left for both Saturday and Sunday demonstrations.

### Committee News

Your local committee met Monday 17 July. Current funds are \$3,039.94.

The AGM for the Region will be held at the September meeting. We need volunteers for the following positions:

- Convenor
- Representative.

Peter only agreed to fill in following Col's illness, he is not standing for the role. Bill has filled the role of Rep for the last two years and three years in an earlier stint.

Convenor has the job of leading us, setting the tone for the region and organising the Committee and it's members. He does not have to do everything, just ensure that someone else is doing it.

The Rep attends the Guild meetings at Bankstown every month and acts as our voice. Two members can fill this role, alternating meetings so you only need to attend 6 each in the year.

<b>Committee</b>		
<b>Convenor</b>	Col Martin	02 48 721 419
<b>Guild Rep</b>	Bill Shean	02 46 843 146
<b>Treasurer,</b>	Ian Pye	02 48 623 750
<b>Committee Member.</b>	John Harris	02 48 721 006
<b>Committee Member.</b>	John Powell	02 4871 2714
<b>Editor</b>	Bill Shean	sheans@bigpond.net.au



**Representative**– Bill Shean reported on the progress of the vote for incorporation. Nothing really new since his last report..

**Peter Herbert’s Life Membership:** Bill Shean reported on Peter Herbert’s award of Life Membership and called for a round of applause. He was awarded Life Membership for his many years of service to the Guild as rep for Southern Highlands, then Vice President and finally President. A total of 12 years of continuous Committee membership. Peter then thanked members and the Guild for the honour and also for the assistance he has had from so many people in the preceding years.

**August Meeting**

The August meeting is a ‘Hands On’ day. We are not having a demonstrator on the day at all.

We will have a range of tools, such as Terry Baker used, for you to use on the day. A dremel, a gas flame, a pyrographic pen, paint, carving tools, a router and jig, chatter tool, Sorby texturing tool, wire brush in a drill, an Arbortech.

Bring a few pieces of your work that you would like to texture, carve, burn, paint, ink or a combination of any or all of these methods. Put to use Terry’s demonstration from last month and try a few of the techniques which he demonstrated.

**Show and Tell** was conducted by Terry Baker

**Ian Pye:** Spalted form. Lovely shape with a genuine worm hole. A segmented work which had some sanding marks.

**Peter Herbert:** An osage orange bowl. Outside shape did not follow the inside shape. Also a box in rosewood which needed a knob on the top. Terry suggested inscribe a ring and use a dremel to texture the ring. Also a pot pourri bowl in black heart sassafras which felt good in the hand.

**John Harris :** A little bowl with the bark round the edge. Also a little camphor laurel bowl. Also a box in gidgee. Top did not suit the bottom looks like a shape that would be better upside down. Also a scent bottle and a scent vase.

**Anna Dawes:** A three legged burl topped table

**Max Donato:** Box, of meranti with a music mechanism inside it. Plays when the lid comes off but it needed a little persuasion to do so. Also a bud vase with a filler of araldite with some dye colouring. From a plum tree of his neighbour.

