

September 2006

WOODCHIPS

Newsletter Of the Southern Highlands Region
of the Sydney Woodturners Guild.

Web site, www.sydneywoodturners.com.au

Patrons: Don & Bess Akrigg.



The Next Meeting Saturday 28th October 10 am At Charlton Hall.

Let's see every lathe in use from 10.00am until we break for lunch. .

DIARY DATES.

At Southern Highlands

- | | |
|-----------------|--|
| 28 October | Local Lads. John Harris & His Horse, Chucks and Jigs |
| 25 November | Lindsay Skinner & Joan Armstrong from Rainbow |
| 17 December | Christmas Function |
| 27 January 2007 | TBA |

Other

- | | |
|-----------------|--|
| 20-22 October | Melbourne working With Wood Show |
| 28-29 October | Wood & Craft Creations, Cubbyhouse, Oyster Bay |
| 3-5 November | Prosperpine Turn-Out,
Contact: Con Jansen, ceejay@wilpat.com.au |
| 4-5 November | Illawarra Woodworkers Group Exhibition,
Old Courthouse, Cliff Road, Wollongong |
| 26 Nov -10 Dec | Sturt School of Wood Exhibition |
| 9-11 March 2007 | Wagga Wagga Turnabout
Contact: Larry Sloan, 02 6926 1536 |
| TBA April 2007 | Blue Mountains Club challenge |
| 28 April 2007 | Skills Publishing Open Day |

August Meeting

Our meeting in August was a more casual meeting than normal due to our hands-on day rather than have a demonstrator.

The morning was taken up with some members trying the various bits of equipment that were set out for experimenting. We then had lunch, flavoured this month with Brian Freer's special fried onion recipe. Brian, more was the cry!!

When Peter Herbert opened the meeting, we had 21 members in attendance. He went through the coming events including the need at the AGM for members to step forward and fill the positions of Convenor and Representative.

Treasurer Ian Pye then gave his report. Our funds stood at \$2,790.44 of which \$799.90 is the Equipment Fund balance. He noted that we were intending to purchase magnetic based lights for the lathes plus we were considering purchase of a variable speed unit for the Teknatool. He also advised that the Committee had authorised an amount of \$30 being paid to the Representative for each meeting attended, to defray petrol costs.

Representative Bill Shean gave his report. This was primarily around the upcoming vote on incorporation. All members will have received their Notice of Motion for the meeting of 15 September where the vote will occur. If you are unable to attend, please complete a proxy and give it to one of those members who will be attending.

Day's Activity

The day was then turned over to the hand-on nature for which the day was intended. This was to allow everyone access to a range of texturing and coloring methods. The purpose was that every one was to bring a piece(s) and try out each of the pieces of equipment present to see what the effect was, what they liked and which may be of use for them in the future.

Available for use were:

- Paints in various colours and types;
- Gold and silver leafing materials;
- Pyrographic machines for texturing and colouring;
- Dremel with a range of cutting, texturing, sanding and finishing bits;
- Router on a jig that can use the lathe's indexing capacity to cut and shape on the lathe;
- Hand carving tools;
- An arbortech with cutters or various sorts plus sanding pads;
- The Sorby texturing tool with texturing and spiralling cutters;
- A gas burner for blackening and texturing; and
- A drill with wire brush for texturing.

If you did not get a chance to try all of these, let me know and I'll bring them in again for you to try. If enough members think one of the pieces of equipment will be of use to the whole group, let the committee know and we will consider purchase. It may be uneconomic for one person to purchase one of these but it can be economic across the whole group.

Raffle was won by Lofty York, who took the tool making kit. What did you make of it Lofty?

Library, Lofty asked for a stand to display all the new DVD acquisitions so that we can all see exactly what new material we have.

Club Shirts

Supplies of club shirts now available. With club monogram on the pocket, cost is \$39.

Money up front please, cheques acceptable.

See Ian Pye, pay money and place your order.

TURN-FEST KOORALBYN

2007

A WOODTURNING SYMPOSIUM WITH OVER 90 LIVE DEMONSTRATIONS
CONDUCTED BY THE WORLDS BEST WOODTURNING & CARVING
PROFESSIONALS!

FEATURING!

CHRISTIAN DELHON. FRANCE MIKE MAHONEY. AMERICA
ANDI WOLFE. AMERICA TERRY SCOTT. NEW ZEALAND
TONY HANSEN. QLD DON POWELL, QLD
NEIL SCOBIE. NSW LINDSAY DUNN. NSW
VIC WOOD. VIC STEPHEN HUGHES. VIC
LIZ SCOBIE. NSW KEN WRAIGHT. VIC
TERRY MARTIN. QLD

A FULLY CATERED WEEKEND WITH ALL YOUR MEALS AND
ACCOMODATION ON SITE.

LOCATION

HELD AT THE KOORALBYN VALLEY RESORT SITUATED IN THE BEAUTIFUL
BEAUDESERT SHIRE COUNTY SIDE.
THIS LOCATION OFFERS CONFERENCE AND ACCOMODATION FACILITIES IN A BUSH
SETTING!

ACCOMODATION!

AVAILABLE ON SITE IN A RANGE OF LEVELS, **NOT** INCLUDED IN YOUR
REGISTRATION FEE (LIMITED UNPOWERED CARAVAN SITES AVAILABLE)
*4 STAR RESORT HOTEL ROOMS TO SUMMIT ROOMS AVAILABLE, SPECIAL RATES
APPLY.

DATE!

30th, 31st of March & 1st of April 2007

COST! \$280-00 Inc GST REGISTRATION ONLY

FOR MORE INFORMATION!

CONTACT: DAVID DRESCHER
S/E QLD WOODWORKING SUPPLIES
1/50 RANDALL ST SLACKS CREEK QLD 4127
PHONE: 07-3808 7005 FAX: 07-3808 7002

EMAIL: ddresche@bigpond.net.au

BOOKINGS ESSENTIAL!

ATTENDENCE BY REGISTRATION ONLY!

Committee News

Your local committee met Monday 18 September. Current funds are \$2,844.74 or which the Equipment Fund balance is \$722.45.

We have decided to purchase a variable speed unit to fit to the Teknatool early next year. This will turn it into a much better lathe for our demonstrators and give every memembr an opportunity to try variable speed. Lights have been purchased for each of the lathes.

Committee		
Convener	Col Martin	02 48 721 419
Guild Rep	Bill Shean	02 46 843 146
Treasurer,	Ian Pye	02 48 623 750
Committee Member.	John Harris	02 48 721 006
Committee Member.	John Powell	02 4871 2714
Editor	Bill Shean	sheans@bigpond.net.au

October Meeting

At the October meeting we intend to demonstrate some jigs and chucks that members have. John Harris is bring his carved rocking horse and the new one he has started on. Every one is welcome to bring that little bit of kit they have developed and do some showing off with it.

December Meeting

This will be our Christmas meeting and once again it will mainly be about having afternoon tea. Partners are welcome. We will not have a demonstrator but some turning will be arranged.

In fact, we are going to have top races again with prizes for the best and the longest running etc. So bring a bit of timber, or two, make your top against the clock and then try it out against the others. Note that tops may be made from any material, include any form of decoration and may consist of more than one part.

Please bring a plate for afternoon tea.

Show and Tell was conducted by Mike Darlow

Max Donato showed 2 clocks from Australian Red Cedar. He also had 2 tea candle holders. Nicely turned was the comment.



Ken Sullivan showed 3 square bowls with wings. They were all turned as a square without the sacrificial pieces that can be used to reduce wing cuts as the hands get in the way. Smaller were cherry while the largest was camphor laurel.



Bill Dinning had a piece which had lots of paint on it, swirls and circles. All the painting had been done today as part of the hand-on day.



Fred Sch showed his column. This had been turned from an absolutely green piece of timber which left water all over the floor when he did it. Mike thought it need more 'umph' in the waist section.

Fred had copied it from a template he made from a photograph he took of a stone one in an old house.

Bob Miller showed a bottle cooler. This was in cypress which was 11 years old. Yet it still had lots of oil in it which he found when drilling the deep hole. He also had a pot pourri bowl with a metal lid. Comment was that it was a little big in the based.


John Crisp showed an ash bowl with a ceramic lid. This had a little bump in the bowl 1/3 from the bottom. He also showed his new tool which is bit like the Leady.

Ian Pye showed his experimental tool stand with the legs he had made as testing of the legs that he showed at an earlier meeting. As a table it would work better if the table top came over the edge of the legs. He had a platter in form plywood, would have been better in birch ply.

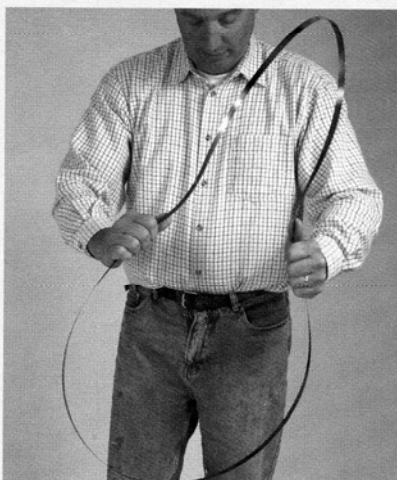
John Harris had a waney edged bowl in black heart sassafras which was a work in progress. A bit splintered off so he had to take to it with a hand chisel and carve the rim.




Alan shows you how to fold your bandsaw blades




Hold the blade out in front of you, gripping it in your fists, thumbs upright and arms parallel. Keep an equal amount of blade above and below your hand



Keeping your left hand still, start turning your right hand over, thumb moving diagonally in towards your body



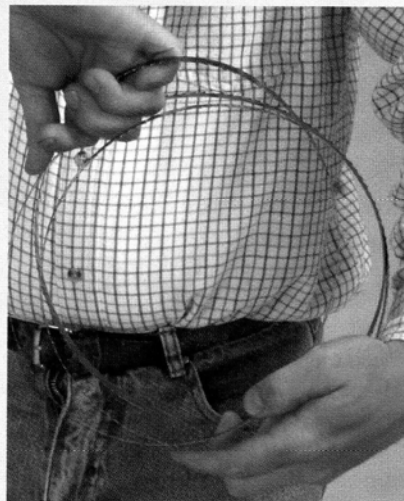
Still keeping the left hand where it was, continue rotating the right hand over, raising it slightly. The loops should now start to form




As the right hand rotates the full 180°, raise it further and bring the two hands closer together, tucking one loop under the other




Twist your right wrist even further round until it's almost painful, and at the same time turn the left one over 90°



Slide your right hand over the top of the loops and fold them down onto each other



Just waggle the blade about a bit to allow the loops to equal themselves out... and there's your neatly folded blade...



... with no personal harm

Bandsaw blade stockists

Richard Barry Ltd

Tel: 01273 419471

Toolstation

Tel: 0808 1007211

Screwfix

Tel: 0500 414141

Axminster

Tel: 0800 371822

Trucut

Tel: 01989 769371

Down Under Turnaround 2006

On the 7th September, John Harris and I set out for the Down Under Turnaround held at Phillip Island every year at this time. This was my fifth visit and John's first. We travelled via Bungendore which you got to see the following Saturday during the Canberra trip.

The Turnaround is not a demonstration or a teaching weekend, rather it is a total hands-on weekend with lots of lathes, lots of shavings and lots of different things happening.

People arrive steadily throughout Friday then into Saturday, by which time we had 65 lathes set up. These range from a Jet mini (a popular lathe) through to a number of Stubbies which really handle the big stuff.


Some interesting people, some interesting work and some interesting tools were in evidence all weekend. People come from all of the many clubs spotted throughout Victoria. A strong contingent always comes from the Wagga Wagga club and this year had the largest New Zealand contingent in evidence.

As you can see, John Harris was in the thick of things turning a little pot pourri bowl. He got a lot of input on this little piece from Robbo, the maker of the Stubby lathe that John normally uses.

John and I have already booked for next year, together with 5 others from Sydney. Book early if you would like to attend next year.



Terry Scott's (NZ) work



Shane Wolf's laser work



This is about 60% of the lathes in operation. Shavings abound!!



Fred Holder from the US was there with his wife Mildred.

Some of the items that went into the silent auction which raises money for charity.

