

# Highlights of Nov & Dec Meetings



The November meeting was also the Guild's Bi-Monthly meeting. So, as well as our normal group of itinerant members attending, we saw some faces from other groups including Southern Menai and Peninsula. It was good to see their faces and we need to con-



the award to Graeme Webb, seen accepting the Shield from John Page.

The John Page Award is all about



having a go at something new and stepping outside your own barriers. And Graeme has done



that consistently throughout the year. Well done Graeme?

We also had Joan Armstrong from Rainbow of the Southern Highlands in attendance to accept the gifts and toys for her charity.

The main activity for the day was a talk/demonstration by

Cont p6



sider our support when a Guild meeting

is held at another Group's venue. All up, a total of 39 members and visitors on the day saw the hall at bursting point.

The highlight of the day was the announcement of the John Page Award for 2008-09. By far and away, the voting throughout the year clearly gave

SOUTHERN HIGHLANDS WOODIES GROUP INC.

# Woodchips

## What's Happening

- 23 January Hands On Day - President's Challenge is 'Turned Picture Frame' John Crisp will demonstrate how on Friday 15th Jan.
- 19-21 February Newcastle Woodworking Hobbies Expo Entertainment Centre, Broadmeadow
- 24 February Darrell Smith, Wrought Iron and Woodturning
- 12-14 March Moss Vale Show
- 27 March Mike Darlow, Design Workshop and Exercise
- 18-20 June Sydney Working With Wood Show
- 3-5 September Canberra Working With Wood Show



2009 Excellence Award, R South

**Show & Tell - November Meeting** Project for November was a pen



**Jim Powell:** Pyrographed and painted blue wren



**Garnet Anderson:** Pens in presentation boxes, various materials



**Ian Pye:** Spatula and ladle in huon pine, lidded bowl decorated by B Everett, boxed pens



**John Harris:** Thing-a-ma-jig, English oak

**Sam McGrath:** Bowl in Jarrah and paint

**Graeme Webb:** Lidded bowl-PNG R/W & Macrocarpa



**Graeme Webb:** Goblet in liquid amber, pens, miniature bowls, pen stand



**Bob Miller:** Hardwood burl, 2 boxes in Pine

**Bill Bailey:** Pen

**Max Donato:** Boxed pen



**Ron south:** pens

**John Crisp:** Mezaluna and jig

**Max Donato:** Boxed pen  
Cont p5

## President's Report

---

Well the Festive Season is over and I trust everyone enjoyed the time with family and friends.



ing the Woodies included in it. They are very keen to have us at the Show, so let's put in a really big effort this year. I'm sure there are several members who would have pieces of work worthy of being entered in the Show also, so why not give it a go.

Hopefully the year ahead will be busy and successful for our club. There are a few things in the pipeline already.

I have an email from Peter Herbert asking when the Moss Vale Show is on, and saying he will be at his present address until the middle of April.

The first event is another fund raising BBQ at Bunning's on Saturday 6<sup>th</sup> March. Please give your name to Crispie as a helper. These are usually good days, and we all benefit from the proceeds.

Finally, congratulations to Graeme Webb on winning the John Page Award. Well done and well deserved!

Keep the chips flying,  
John.

The Moss Vale and District Show, is on March 12<sup>th</sup>, 13<sup>th</sup> and 14<sup>th</sup>. I have received a schedule and there is a half page advertisement promot-

---

## 45 Lessons in Life ..... courtesy John Harris

---

1. Life isn't fair, but it's still good.
2. When in doubt, just take the next small step.
3. Life is too short to waste time hurting anyone.
4. Your job won't take care of you when you are sick. Your friends and parents will. Keep in touch.
5. Pay off your credit cards every month.
6. You don't have to win every argument. Agree to disagree.
7. Cry with someone. It's more healing than crying alone.
8. It's ok to get angry with God. He can take it.
9. Save for retirement from your first paycheck.
10. When it come to chocolate, resistance is futile.
11. Make peace with your past. So it won't screw up your present.
12. It's ok to let your children see you cry.
13. Don't compare your life to others. You have no idea what their journey is all about.
14. If a relationship has to be a secret, you shouldn't be in it.
15. Everything can change in a blink of an eye. But don't worry, God does not blink.

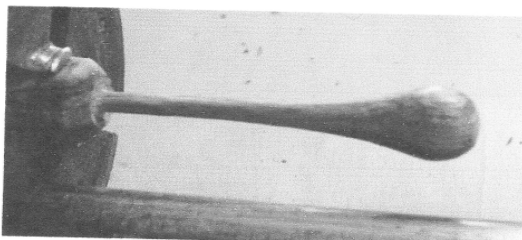
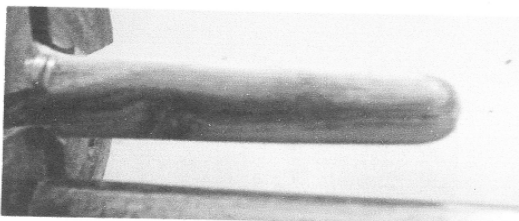
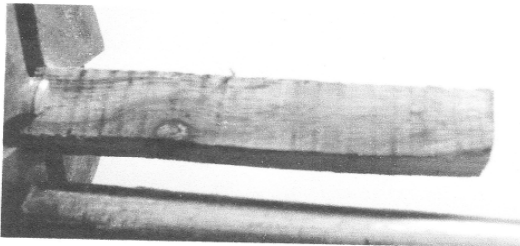
(Lessons 16-45 in next two editions)

### Australian "Drop" Ornament

By Ken Sullivan  
Southern Highlands Woodies

Size: 1 to 3 cm wide block or diameter if using a cylinder. Use straight-grained wood, especially for the shaft, but otherwise try to select high grain, a knot or other feature near the "bulge".  
Length: 5 to 10 times the diameter, but ensure you have 1 to 2 cm for the chuck and 1 cm for parting off. I try to keep the overall length under 15 cm, otherwise the shaft tends to splinter.

- 1) Attach the wood at the headstock with a three or four jaw chuck.
- 2) Round down to a cylinder. Choose the feature you want to display in the "bulge", and remove the end waste as necessary.
- 3) Round off the "bulge" to the right to get a hemisphere, using a skew.
- 4) Use a gouge or skew to taper the shaft. I try to get the parting point to under 4 mm, cutting a smooth catenary curve. The stronger and denser the wood, the narrower you can cut the parting point. Use your finger behind the wood to provide support if necessary.
- 5) Sand, if necessary, and polish.
- 6) Part off to a small hemisphere to the left.
- 7) Hand sand and finish the small hemisphere (I tend to use a drop of oil). Drill a 1 to 2 mm hole about 3 mm from the parting point, ensuring that it is cut across the shaft so that the feature in the "bulge" is well displayed. Attach a loop of string for hanging if desired.



## Show and Tell ....cont



**Max Donato:** 3 x pens, boxed pens



**John Crisp:** Drilling jig



**Roger Wilson:** Boxed pens



**Roger Wilson:** Boxed pens




**John Powell:** Pen



**John Harris:** Table leg, irish pine (O'Regan)

## December 2009 Show & Tell



**John Crisp:** Various scrap iron projects—tool shapening jig, tail stock centring jig, square drive t-bar

**Bill Bailey:** Xmas trees, pine



**Roger Wilson:** Bird houses, Christmas trees, bells



**Graeme Webb:** Square bowl, camphor



**Sam McGrath:** Lidded bowl in camphor, huon and osage orange, bowl and paint, bowl in camphor and pyro



Cont p6

## Highlights of November and December Meetings

Peter Brett on how he does his pyrography diagrams and then burns them. He took us through his grid system for layout and drawing and then proceeded to burn a simple pattern that he had just drawn.

Coincidentally, Jim Powell had on display in Show and Tell, his first ever pyroed piece which he had also coloured.

December was a less planned day and had a relatively small turn up, although the day was very enjoyable with a lot of laughter. The meeting was chaired by Roger Wilson in John Powell's absence, he seemed to think he had approved leave to go to Tasmania.



Ken Sullivan once again did his Christmas tree ornament thing producing his 'Australian Drop' for which the plan and instructions appear below.


John 'Santa' Harris made a ho-ho-hoing appearance but he seemed to have forgotten the present bag as he appeared empty handed. Oh well, maybe next year!



A big thank you to all our cooks who kept us well fed throughout 2009.



**John Harris:** Hand carved and pyroed hollow form in ginkgo, bell, hanging ornaments



**Ken Sullivan:** Christmas tree drops

**Ian Pye:** Lamp



**SOUTHERN HIGHLANDS WOODIES GROUP INC.**

Meetings:  
4th Sat each month, 10.00am – 4.30pm  
Every Friday, 9.30am-12.30pm

President: John Powell , 48 712 714

Vice-Pres: Roger Wilson, 48 623 175

Secretary: Peter Brett, 48 713 104

Treasurer: Ian Pye, 48 623 750

Guild Rep: Fred Schffarczyk, 48 894 316

**Mail : PO Box 336  
Mittagong NSW 2575**

**Old Editions of Woodchips.**

Did you know that our Woodchips can be found in full colour on the Guild's website. I just sent the last few month's worth to go up on the web. So the missing editions should be there.

**Equipment**

We now have a 'dremel' kit and a pyrography machine. Both available for borrowing.

Cost is that you add something to one of the kits, eg a burr or sanding mandrel, or something.

**Library**

Check it out.

Jimmy Clewes DVDs bought at the Show.

Book, videos and DVDs.

Small fee for a month's viewing or reading.

**Presidents Challenge 2010**

**January:** Turned picture frame

**February:** Bowl with 3 feet

**March:** Pr duplicate candlesticks

**April:** Deep hollowed vessel

**May:** Bowl with "??"

**June:** Reassembled wall hanging

**July:** Cutting board

**August:** Cup, saucer and tea spoon

**September:** Dinner plate

**October:** Turned toy or game

**November:** Ernie Newman Doll

**December:** Christmas Ornaments

These are the projects for the theme of Show & Tell for each of the 2010 meetings. This should also produce a range of items in the Excellence Award.

**We're on the web  
Sydneywoodturners.com.au**

**Club Shirts, Jumpers, Jackets**

See John Harris. You can have logo made which you sew onto your own shirt, or he can organize a shirt or jacket or jumper.

Pay when ordering.

**John Page & Excellence Awards**

**John Page Awards Nominations & Excellence Award Nominations**

**November and December**

To be advised in Feb Woodchips

**The Move!! Bill Shean**

Well we have managed to get everything up to Tea Gardens with little issue.

However, now we are here we seem to have a space issue. Mainly to do with how one packs the contents of an 11x7 metre workshop into half a garage and a 4.8 x 2.5 m workshop.

Getting power onto the shed has been an issue, with an electrician I saw in late November still to respond with a quote or even a response. But another has promised action late next week. I wait in dread! So no power, and until I can get that I cannot line the walls and put things where they should be. So boxes and mess every where. See photos.

