



## March Gathering

Unfortunately I missed the meeting as Kerry and I went to Tasmania for a week. Great place for wood turners but its really hard to find space for wood in your one bag to fly home. We will need to rethink our next trip as you can see in the photo!! Kerry wanted to bring back more than I did!

Thanks to John Wisby for writing the notes on the day and Desmond for the great photos. We have some hidden talents in the group which need to be exploited!



### Demonstrators

#### Mike Darlow's Tech Tip Use of the beloved skew!

The ideal size for most work is about 25mm x 8mm with the edges rounded off to facilitate the rolling action required in operations such as bead turning, with a front included angle of 70 degrees and sharpened to a cutting edge included angle of 25 degrees. This longer angle allows the skew to be laid flatter on the wood for peeling and rolling cuts.

**Demonstrators****Mike Darlow's Tech Tip Use of the beloved skew!**

Mike demonstrated a peeling cut and a deliberate catch to illustrate the need for a forward thrusting action to reduce the possibility of an accidental catch, also with a near zero clearance angle to sever the shaving and an optimum approach angle of 45 degrees to achieve a much smoother finish off the tool.



One of the causes of vibration or out of roundness is allowing the heel of the tool to rub on the wood caused by allowing the cutting edge to rise to far up the wood, this can be overcome by a slight lower of the cutting edge. Mike demonstrated the correct method of turning a bead, firstly by cutting a vee, then taking a number of small rolling cuts, it all looked pretty simple so he handed the skew over to some of the members to have a go, this resulted in various degrees of success.

**Inside – Outside Turning by Terry Duffy.**

Four pieces of wood approximately 40mm square by 200mm long are clamped together using cable ties on one end, the other end being held in a chuck. Terry stressed the importance of the pieces being square otherwise glu-



ing problems will occur at a later stage. The first turning operation was then carried out by turning a 7mm deep profile to produce the "inside shape", this shape is a personal preference, this profile must be sanded and finished at this stage ensuring the flat faces remain free of any finishing compound otherwise gluing problems may occur, after which the cable ties are removed.

The pieces are then reassembled and glued using a PVA type glue with the turned profile on the inside, Terry suggested a frame type ratchet clamp works best for him, after curing the glued block is held in the chuck and supported by a ring centre in the tailstock.

The outside profile is then turned, it was suggested that the diameters be approximately 30,50,60mm to produce a nicely proportioned vase of about 150mm high, the outside is sanded and finished, the waste on the top is removed, sanded and polished then a 13mm hole is drilled to a depth to suit the test tube.

**Thanks to Mike and a Terry for two very informative sessions**



# VICE PRESIDENT'S REPORT

## MOSS VALE SHOW

In spite of the wet weather the show was successful with sales of just under \$1000. Many thanks to Fred Robjent for all his liaison work with the Show committee and obtaining the free passes for us and thanks to Peter Gerlach for providing his muscle power and VW ute to transport lathes and other items to and from the show. Jim Powell won the prize for doing 3 full days at the show. Thanks to all other members who donated their time. We handed out about 20 of our new brochures to prospective members and have signed up Tim Webb as a result and hopefully a few more will turn up. Peter Grigg, ex RAAF and a friend of Col Hayman's has also joined. At the end of the show all woodturning not sold was packed up and returned to Charlton Hall. Alex Walker's nice pens went missing but were discovered a week later by Max Donato in with his work. Max did the right thing - sold 3 pens for Alex and returned the remaining pens and money to the shed today.

## WOUNDED WOODIES

Most of you are aware that John Crisp suffered a stroke about 3 weeks ago and is in Bowral Hospital making steady progress. Bill Shean is about to enter the next phase of his treatment and is sounding positive.

Garnet Anderson has bounced back from his ailment and Janet Duffy recovered sufficiently from her fall to attend our monthly meeting to watch Terry Duffy demonstrate inside out turning.

## WORKING WITH WOOD SHOWS

This year, the Sydney Show will be at Homebush on 27,28,29 July and Canberra 30,31 Aug and 1 Sept

I will put an expression of interest sheet on the sign on desk so could all members please indicate which show they would like to visit. If we get enough interest we could go to both venues ie, Sydney Sunday 29 July and Canberra 1 Sept. PLEASE SHOW YOUR INTENTIONS EARLY SO WE CAN GET THE BUS BOOKED.

## ARTS TRAIL 2012

I attended the first planning meeting for the Arts Trail at the council on 16 March. The plan is to be open 2 weekends 3/4 Nov and 10/11 Nov. An improved brochure and more advertising were the main topics of discussion.

President John will be back soon from his round Australia trip.

### AWARD RESULTS FOR SATURDAY 25 FEBRUARY 2012

#### EXCELLENCE AWARD

John Wisby (Clock, Tuan/Vic Ash)	Terry Duffy (3 clocks)
Ken Sullivan (All wood clock)	Max Donato (Upright clock)
Fred Robjent (Clock)	Col Hayman (Round clock)

#### JOHN PAGE PRESIDENTS CHALLENGE: ROLLING PIN

Ken Sullivan (3 votes)  
 Terry Duffy, John Wisby, Fred Robjent, Byron Grant (2 votes each)  
 Col Hayman, Micheal Adamietz, John Crisp, Bill Bailey, Steve Walker, Alex Walker, Bob Miller, Peter Jackson, Roger Wilson, Max Donato (1 vote each)

### NEXT MEETING KITCHEN ROSTER

COOKING P Jackson and D Kennard  
 CLEANUP K Mc Cutcheon and B Miller  
 If your unable to do it, please find a replacement

## TREASURERS REPORT

Income was \$829.60 and expenses \$776.57 giving us a balance of \$5,661.12. This includes \$480 which has to go to the Guild for membership payments.

Membership renewals are coming in well and we hope to get this all completed in April well ahead of the Guild's deadline of 30 June.

Moss Vale Show sales reached \$976 and gave us commission of \$97.60. Pity we didn't get to \$1,000 but congratulations to those who made some sales.

Ian Pye Treasurer.

### General Business Items from March Committee Meeting

- **Workshop Maintenance.** Roger reported that the soil remains too wet for a thorough external examination of the building pending installation of extended capacity of the dust extraction system to all workshop lathes. Once installed, the effectiveness of the extended system will be evaluated and, if necessary, a higher capacity extractor acquired.
- **Workshop Equipment.** John Harris has recommended acquisition of a 'Shark-Jaws' chuck. RW undertook to evaluate and recommend the Group's need for this additional equipment.
- **Moss Vale Show.** Ian advised that takings at the Moss Vale show were approximately \$1000. Roger advised that the Show Ground facilities were dirty, rubbishy and clearly deficient. He recommended that the Show Committee be advised accordingly.
- **Kitchen Roster.** MH advised that the latest version of the Kitchen Roster for monthly meetings is displayed in the Workshop.
- **Working with Wood Shows.** Shows will be held in Sydney (Homebush) from 27-29 July, and in Canberra from 31 August - 2 September. Provision of bus travel to either or both will depend on the level of interest indicated. Decisions will be made in good time closer to each event.
- **Saturday Afternoon Workshops.** Roger reported that not much interest has been shown to the workshop being opened on Saturday afternoons. The Committee decided to continue the trial for the time being, pending a reassessment and a decision later in the year.
- **Media Announcements.** Secretary confirmed that relevant Woodies news and information are provided monthly to Highland FM, Wingecarribee SC, 2ST and Radio Southern Highland News. The aim is to promote local interest and to encourage participation in Woodies.
- **Excellence Award Presentation.** JP advises that, because of a clash of dates in late July, the sequence of voting and presentation the Excellence Award will be varied. We will now vote and announce the recipient at the Saturday 28 July meeting. The Display Cabinet in the WSC Chambers

Its now time to renew your membership for the 2012-2013 Financial Year  
Please pay Treasurer Ian Pye

**\$50**

This includes our Guild membership (\$25) which pays our insurance and provides By Hand and Eye Newsletter (available from <http://www.sydneywoodturners.com.au/>) and \$25 for our own equipment fund.

## Show and Tell

A **maximum of 1 per member**, may be submitted for the presidents award section and any number for the Excellence Award section of Show and Tell

### Presidents Challenge Tasks 2012

Apr: Inside Out turning  
 May: Candle Stick - made to measure  
 June: Gavel  
 July: Vase  
 Aug: Salt and Pepper shaker/grinder  
 Sep: Decorated Turning - carved, burnt, textured  
 Oct: Bowl or platter of 2 timbers  
 Nov: Your Choice

Note: These are the theme subjects for the Presidents Challenge Award in the Show and Tell segment of each meeting. Note that the order may change as demonstrators are finalised.

### Useful Websites

Inside Out Turning

<http://www.classiccitywoodturners.com/blog/wp-content/uploads/Demo%20Handouts/John-Lucas-Inside-Out-Turning.pdf>

<http://home.vicnet.net.au/~pwguild/p-in-out.htm>

<http://www.youtube.com/watch?v=WjxnR-d02yM>

[http://www.cnew.org/tips\\_techniques/inside\\_out\\_turning.pdf](http://www.cnew.org/tips_techniques/inside_out_turning.pdf)

<http://www.wkfinetools.com/contrib/jThompson/carving/insideOutOrnam/insideOutOrnamI.asp>

<http://www.hiltonhandcraft.com/Articles/Making%20an%20Inside%20Out%20Woodturning.pdf>

<http://wnywoodturners.com/nl/freeproj8.pdf>

[http://oioi.nccd.net/1\\_5/3cc/3bb/32I/Inside-out-vase.pdf](http://oioi.nccd.net/1_5/3cc/3bb/32I/Inside-out-vase.pdf)

<http://www.ptwoodturners.org/Tips%20and%20Handouts/INSIDE-OUT.pdf>

### Calendar

#### April 28th, 2012

Darrell Smith - Bowl Turning from Tree to Finish

#### May 26th, 2012

Ron South and Mick Hurley - Safety Day

#### June 23rd, 2012

Andrew Gittoes - Turning Green Timber and how to remove chuck marks etc. COST \$25 including lunch

#### July

John Harris - Back to Basics

#### August- November

Still to be confirmed

### Club Clobber

Polo Shirt \$35.00

Jacket \$55.00

Drill Shirt \$55.00

Baseball Cap \$18.00

This price includes the embroidered logo and a name.

**See Mick Hurley**



Rees Bunker  
Pens Acrylic and FoStone



Fred Robjent  
Pens Acrylic and Wood



Terry Duffy  
Pens Assorted Timber



Alex Walker  
Pen Silky Oak



Bob Miller  
Pens Cypress, Cherry, Red Almond



Bob Miller  
Pens Metal, Brass, Aluminium



Ian Pye  
Pen Banksia



Keith McCutcheon  
Pen and Stand Mountain Ash

**Contributors**

REES BUNKER  
Editor  
Book review

JOHN WISBY  
Demonstrator Notes

DESMOND KENNARD &  
BOB MILLER  
Photography

IAN PYE  
Treasurer's report  
Excellence Awards

ROGER WILSON  
Vice President's report

LES DUNN  
Committee Minutes



Bill Bailey  
Stool  
Redgum & Pine





Garnet Anderson  
Pens Acrylic and Timber



Roger Wilson  
Pens Various timbers



Bill Bailey  
Pens Timber



Michael Hurley  
Pen Silky Oak



Roger Wilson  
Pen in glass case  
Osage Orange



Michael Adamick  
Pen Flame She Oak



Tim Webb  
Table Tasmanian Oak



Garnet Anderson  
Pens Acrylic and Timber



John Harris  
Pen Acrylic



Roger Wilson  
Pens Timber Various



John Wisby  
2 Pens on stand  
Taun and Vic Ash




Max Donato  
Sassafras Pen  
Case Pink Eucalypt and Rosewood



Peter Heber  
6 Pens Timber and Acrylic



Graham Webb  
Bowl Macrocarpa



Graham Webb  
Dish Macrocarpa



Max Donato  
Acrylic Pen  
Case Blackwood and Sily Oak




## LIBRARY

**TURNING BOWLS - CHRIS STOTT  
LIBRARY CATALOGUE DVD No 5**

Chris Stott's approach to bowl turning shows the correct techniques in the use of bowl gouges and other tools. He then demonstrates the use of scrapers and shows sanding techniques and how to achieve the ultimate finish.

"In this video, Chris turns three bowls. He demonstrates the use of bowl gouges and other tools, drawing your attention to the correct technique. He demonstrates the use of scrapers, and passes on some of his feelings about design. Chris covers sanding techniques and several methods of finishing appropriate to the use of the item"--Container. Review at <http://www.worldcat.org/title/turning-bowls-a-lesson-with-chris-stott/oclc/036365853>

**Woodturning Wizardry -  
David Springett  
Library Catalogue Book 23**

Woodturning Wizardry begins with chapters on woods, making chucks and jigs and even how to make the special tools needed for some processes. These chapters are followed by the best explanation I have seen on turning spheres, a project many aspiring turners try and few perfect. Springett helps the reader understand this bit of woodturning trickery. The bulk of Woodturning Wizardry is devoted to explanations of how 14 spectacular projects are made. Everything from an arrow through a bottle to highly complex multi-axis lattice patterns and interlocking spheres is

covered. Details on the techniques and fixtures used are included, frequently supported with high-quality photographs that are often as intriguing as they are informative. If you want to expand your repertoire beyond what many consider the normal limits of the woodturning lathe, Woodturning Wizardry will be entertaining and educational. The step-by-step information provided can make those long winter afternoons in the shop more enjoyable and productive than you might have thought possible.

Review by  
<http://www.newwoodworker.com/reviews/woodturwzrdy.html>

**Club Shirts, Jumpers, Jackets**

See Mick Hurley. You can have logo made which you sew onto your own shirt, or he can organize a shirt or jacket or jumper. Pay when ordering.



## LIBRARY

Books, DVDs, Magazines. Great resources for advanced and beginner alike.

A small fee for a months reading or viewing. See any Committee member if you wish to borrow.

**Southern Highlands Woodies Group Inc.**

PO BOX 336

Mittagong NSW 2575

Mobile Number (when Charlton Hall is in use) 0406 951 145

**Club House Location**

Charlton Hall

Harbison Care

2 Charlotte Street

Burradoo

**Web Site**[Sydneywoodturners.com.au](http://Sydneywoodturners.com.au)

Go to the Southern Highlands link to find all Woodchips publications

**Meetings**

4th Saturday monthly 8:30am to 4:30pm

**Turning at the Club House**Every Tuesday and Friday 8:30am to 12:30pm and  
Saturday 12:30pm to 5:00pm Except 4th Saturday**Executive** (meets 4th Friday monthly)

President: John Powell 48 712 714

Vice Pres: Roger Wilson 48 623 175

Secretary: Les Dunn 48 611 754

Treasurer: Ian Pye 48 623 750

Guild Rep: Graeme Webb 48 721 231

Editor: Rees Bunker 48 772 348

Club Gear: Mick Hurley 48 722 495


Equipment: John Crisp 48 839 596

***Drill Press***

A tall upright machine useful for suddenly snatching flat metal bar stock out of your hands so that it smacks you in the chest and flings our beer across the room, denting the freshly-painted project which you had carefully set in the corner where nothing could get to it.

## Just for Laughs

A small-town prosecuting attorney called his first witness to the stand in a trial -- a grandmotherly, elderly woman. He approached her and asked, "Mrs. Jones, do you know me?" She responded, "Why, yes, I do know you Mr. Williams. I've known you since you were a young boy. And frankly, you've been a big disappointment to me. You lie, you cheat on your wife, you manipulate people and talk about them behind their backs. You think you're a rising big shot when you haven't the brains to realize you never will amount to anything more than a two-bit paper pusher. Yes, I know you." The lawyer was stunned. Not knowing what else to do he pointed across the room and asked, "Mrs. Williams, do you know the defense attorney?" She again replied, "Why, yes I do. I've known Mr. Bradley since he was a youngster, too. I used to baby sit him for his parents. And he, too, has been a real disappointment to me. He's lazy, bigoted, and he has a drinking problem. The man can't build a normal relationship with anyone and his law practice is one of the shoddiest in the entire state. Yes, I know him." At this point, the judge rapped the courtroom to silence and called both counselors to the bench. In a very quiet voice, he said with menace, "If either of you asks her if she knows me, you'll be jailed for contempt!"



The Ultimate Camper with Mercedes car

My wife stepped into the room where I was working the other day and asked me if I would go do some wood turning on the lathe.

"Of course," I replied, receiving anticipatory joy at the thought of my wife's pleasure when I would be finished creating the item for which she had a need.

"What do you need? Maybe a new dibber or possibly a rolling pin or a vase? I have Persimmon, Hickory, Mesquite, a little bit of Walnut and a tad of Oak. What would you like?"

"Oh, I don't care," my wife replied. "I need about six bags of shavings for the flower beds."