

BY HAND & EYE

THE OFFICIAL NEWSLETTER OF THE SYDNEY WOODTURNERS GUILD INC.



June / July 2020



REPLICA GUILD CANDLE STICK MADE BY ALEX BENDELI

The Guild acknowledges and thanks George Hatfield for allowing the use of his Candlestick as the Guild's Logo.


THE GUILD COMMITTEE FOR 2019 / 2020

PRESIDENT	PHILIP MCLEOD
VICE PRESIDENT	TONY NEY
SECRETARY	IAN COCKS
TREASURER	IAN COCKS
MEMBERSHIP SECRETARY	KEN SULLIVAN
EDUCATION OFFICER	WARREN RANKIN
EVENT COORDINATOR	DAVID KING
EDITOR NEWSLETTER	PHILIP MCLEOD

Committee members 2019 /2020

Kevin Santwyk	96448366	Bankstown
David King	0424188857	Bankstown
Mario Dato	0419404405	Eastern
Phil McLeod	0418267096	Eastern
David Caruana	0421832692	Eastern
Bill Black	0401701327	Menai
Tony Ney	95200634	Menai
Alex Bendeli	02-94161976	Northern Beaches
John Cottle	02-99052107	Northern Beaches
Gordon Scott	0403088488	Northern Beaches
Michael Adamietz	0456856080	Southern Highlands
Paul Kruss	0417757877	Macarthur
Ian Cocks	0410159180	Macarthur
Michael Twemlow	02-46284670	Macarthur

JULY MESSAGE FROM THE PRESIDENT.



Hello and Welcome to the June / July edition of the By Hand and Eye.

NEWS FLASH

Your Guild has decided due to the pandemic and the inability of members to enjoy the normal privileges of membership of the Guild to reduce memberships from the normal \$35 to \$25 per member for the 2020/2021 year. Membership fell due on 30 June 2020. Our insurance costs have not been reduced. Your membership covers \$32.50 for insurance, the other \$2.50 covers Guild Meetings and printing of By Hand and Eye. However, your Guild can cover the decrease in revenue for this year. Fees will revert to \$35 per member in the 2021/2022 year. I know Regions/Clubs sometimes add something on top of the Guild fee. Please contact your Region/Club as soon as possible to renew your membership.

It is with some sadness that I have to report that Roy Burton passed in April 2020. He was a member of Bankstown Region. Also Joe Reaney and Graham Truelove from Northern Beaches. I know that you join with me in expressing our sorrow and wishing their families our best wishes at this trying time.

I have been heartened by how the various Regions/Clubs have been trying to carry on normally as far as possible. Menai, Southern Highlands and Northern Beaches have been having Virtual Meetings in some form. Eastern has tried to stay in contact with its members via emails with members submitting photos of their work for BH&E. Please keep up the good work everyone.

All the regions/clubs have been closed down since late March and this has meant a very challenging period for everyone. I asked the region/club reps to ask any members who have their own workshop to send me photos and information on anything that they are doing. My very sincere thanks to those members who have contributed to this newsletter.

As an organization we come under Clubs and Social Groups. This means that we are governed by the fact that it is not anticipated that we can start up again until the lifting of Stage 3 restrictions. The official line at the moment is that that will mean September before we can restart. However things are moving very fast, so it is possible that we may restart earlier than this date. So again please organize your membership renewal so you can be ready when we are able to open the sheds again.

Our AGM is coming up in September. You will find Nomination Forms in this edition of BH&E.

So, until next time, to quote a previous Guild President "Keep the Lathes turning", and have fun and PLEASE, look after yourselves and each other.

Philip McLeod

(PHILIP MCLEOD)
PRESIDENT

GUILD CALENDAR OF EVENTS 2019/2020.

Guild meetings take place at the Girl Guide Hall, 157 Waldron Street, Chester Hill. 2162.

The Guild meets on the last Monday of every second month i.e. January, March, May, July, September and November.

Meetings start at 1830, (6:30PM) and finish at 2100, (9PM) at the latest.

All members of the Guild are welcome to attend, but only 1 elected representative can vote at these meetings. This is to ensure that no one region can “out vote” the smaller regions. Everyone has an equal say in how the Guild is run.

The following dates are significant for the Guild:

2020

START MAKING YOUR EASTER SHOW ITEM NOW – IF YOU HAVE NOT ALREADY STARTED.

Monday July 27 GUILD MEETING **TO BE ADVISED**

14 TO 16 August Timber, Tools and Artisans Show Melbourne. Boulevard Pavilion, Melbourne Showgrounds.

Friday 18 TO Sunday 20 September Timber Tools and Artisans Show Sydney. Rosehill Racecourse.

Monday September 28 (AGM and GUILD MEETING)

October Royal Easter Show Arts and Crafts online and offline entries open for 2021

13 TO 14 November Timber, Tools and Artisans Show Canberra. Canberra Thoroughbred Park TBC.

November Southern Highlands Arts and Crafts Trail.

Monday November 30 GUILD MEETING

2021

Monday January 25 GUILD MEETING.

Friday 26 March to Tuesday 6 April SYDNEY ROYAL EASTER SHOW

Monday March 29 GUILD MEETING.

Monday May 31 GUILD MEETING.

Monday July 26 GUILD MEETING.

Monday September 27 (AGM and GUILD MEETING).

Monday November 29 GUILD MEETING.



DRIVE Marine Services

NSW Distributor of the Entire Boatcraft Pacific Range
www.BoatCraftNSW.com

NSW Distributor for the entire BoatCraft Pacific Range
Premium Australian Made Products
for all surface coating, filling and gluing and much more.

All the products we sell are sourced through Australian manufacturers where possible and are also designed to be as safe as possible for the consumers safety!

We have products for all sorts of applications from waterproof glues to clear finishes for all situations from pen making all the way to doing river pours.

We pride ourselves on knowing how to use our products that's why we have a company policy "There is no such thing as a silly question"

We have introduced a club special just for you guys at Hand and Eye
Just provide your club membership on ordering and you will receive
5% discount for orders under \$100
10% discount for orders over \$100

We are happy to come out to your club upon appointment to talk more about our products and their uses.

CHECK US OUT ON **YOUTUBE**

The Epoxy Guru – Tips & Tricks

Hit the big red button to subscribe to our You Tube Channel!

Click the Bell for all Notifications of our latest video uploads

Australian developed and made products using modern technology

Bote-Cote

Aquacote

Clear System

Long Life Exterior Clear Finish

Epox-E-Glue

TREDGRIP

A RUBBERISED NON-SLIP COATING

AUSSIE CLEAR
EXTERIOR CLEAR OIL FINISH

GREY DECK CLEANER

Luci Clear
Casting Resin
Crystal Clear - Bubble Free - Safer

Pour On Gloss
The Crystal Clear Finish

Lemon Peel
Paint Stripper

Purbond

FERONITE

WOT ROT

NO-ROT

STILL LOOKING – OLD COPS OF WOODTURNER NEWS/BY HAND and EYE.

We are almost there. I am still looking for old copies of Woodturner News/By Hand and Eye. If you come across any of these please let me know. Specifically the following copies:

Anything from August / September 1983

3/84 (May/June), 6/84 (November/December). 1/85 (January/February).

4/88 (August September). 1/90 (January/February).

I only want to scan them and get them digitized so they can go on the Guild web site.

So, please check with friends, under beds, in old boxes and see if you have any of these old copies. It would be appreciated.

THE EDITOR

Phone 0418 267 096

Email: pwmcle@internode.on.net

TONY NEY – CHAIRS ARE NEARING COMPLETION.



The photo shows 4 of the 8 chairs with the first coat of oil finish applied. The type of oil used is Kunos oil which requires as much light as possible to help with the oxidation. The final coat will be applied with 0000 grade steel wool which will leave a super smooth finish. After oiling is complete the chairs will be taken to the upholsterer for the application of the leather seats.

FROM THE HISTORY FILES

Making Little People – Scott Rollo and Bill Black (My Take on this. The ED)

By Hand and Eye November 2010

In November 2010 Scott Rollo, the then Editor of By Hand and Eye, published an article on making “Little People” for charity. Scott, you probably thought no one was listening. Not true! Scott used hardwood, I decided to use softwood simply because that was what I had available in the size I wanted. It worked well.

In 2010 I was a relatively new turner having been turning for about 15 years, but with only the formal instruction that I had received as a High School Student many years before. So, the idea of “Little People” intrigued me. I printed the article and stored it in my project “To Do” folder. There it remained until “Lock Down 2020”.

This year I found myself spending hours each day in my workshop, (What bliss!), I never get to do that these days. I was making all sorts of things including toy cars and toy helicopters. It suddenly occurred to me that these were all toys for boys, though there is no reason girls would not like them as well. What about something for girls? I remembered “Little People” and got out the article.


Now, before I get inundated by emails telling me I am some sort of sexist pig because boys and girls can play with the same toys, you are correct they can play with the same toys, even have fun with them and interact with the toys and each other. However, there are 2 things to consider. Firstly, cultural differences. These are charity toys and therefore may end up in a society where cultural stereotypes are rigorously enforced. Secondly, as a Scout Leader with 25 years experience watching boys and girls exercise leadership skills and problem solving skills I can tell you THEY ARE DIFFERENT. They are wired differently. They approach the same situation/problem in different ways and come up with equally workable solutions to the problem, just differently. Get over it, move on. I did years ago and I am happier for it.

So, to continue. A quick read of the article and I found some suitable material, worked out some numbers for the size and off I went. The first one was not so good, (I think it works the same as pancakes – you always throw away the first one). The second and all subsequent ones went really well, and I made a number of them for charity. I would say to all new turners that these are a great way to hone your Skew Chisel skills. After roughing down the material, it is almost all Skew Chisel work. Now I have got my numbers worked out I will continue to make them into the future. I have included the dimensions I used on the diagrams below. The original article is on the guilds website, just look for the November 2010 issue of By Hand and Eye. **So thank you Scott for the article and the inspiration.**

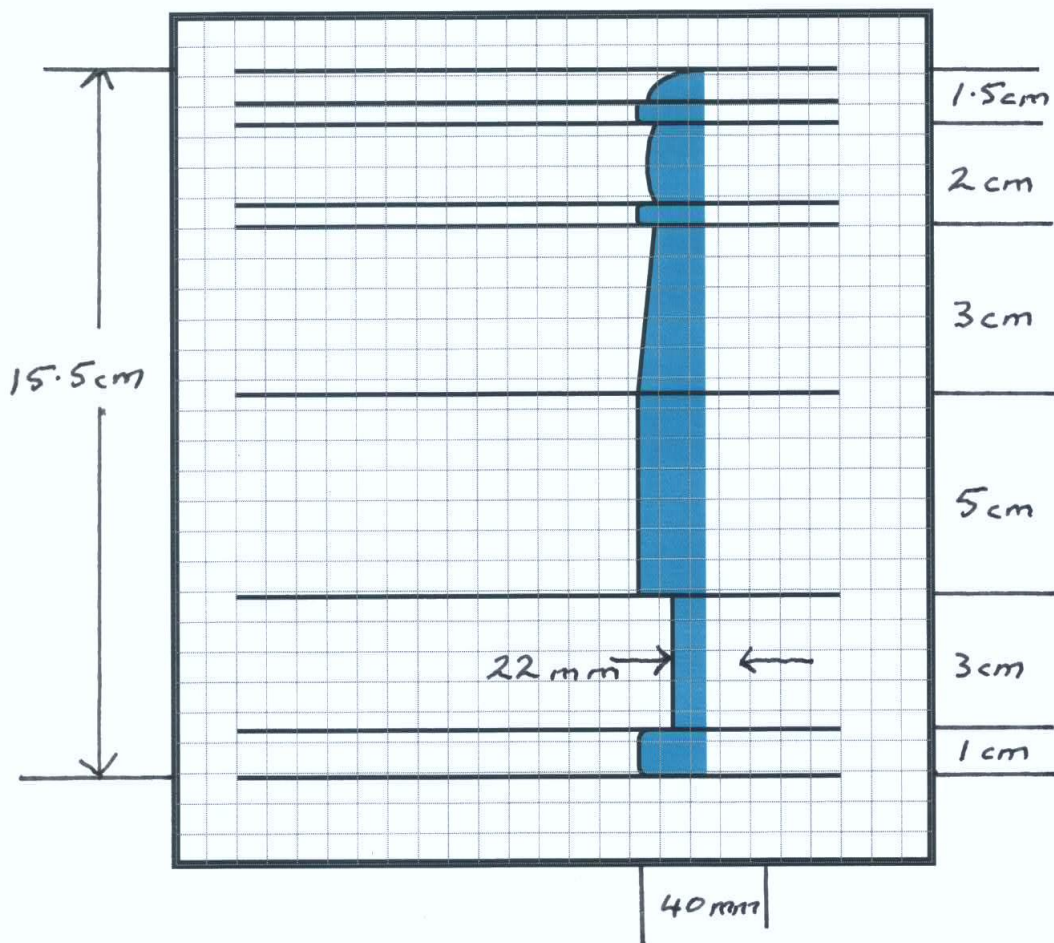


SOME OF MY LITTLE PEOPLE

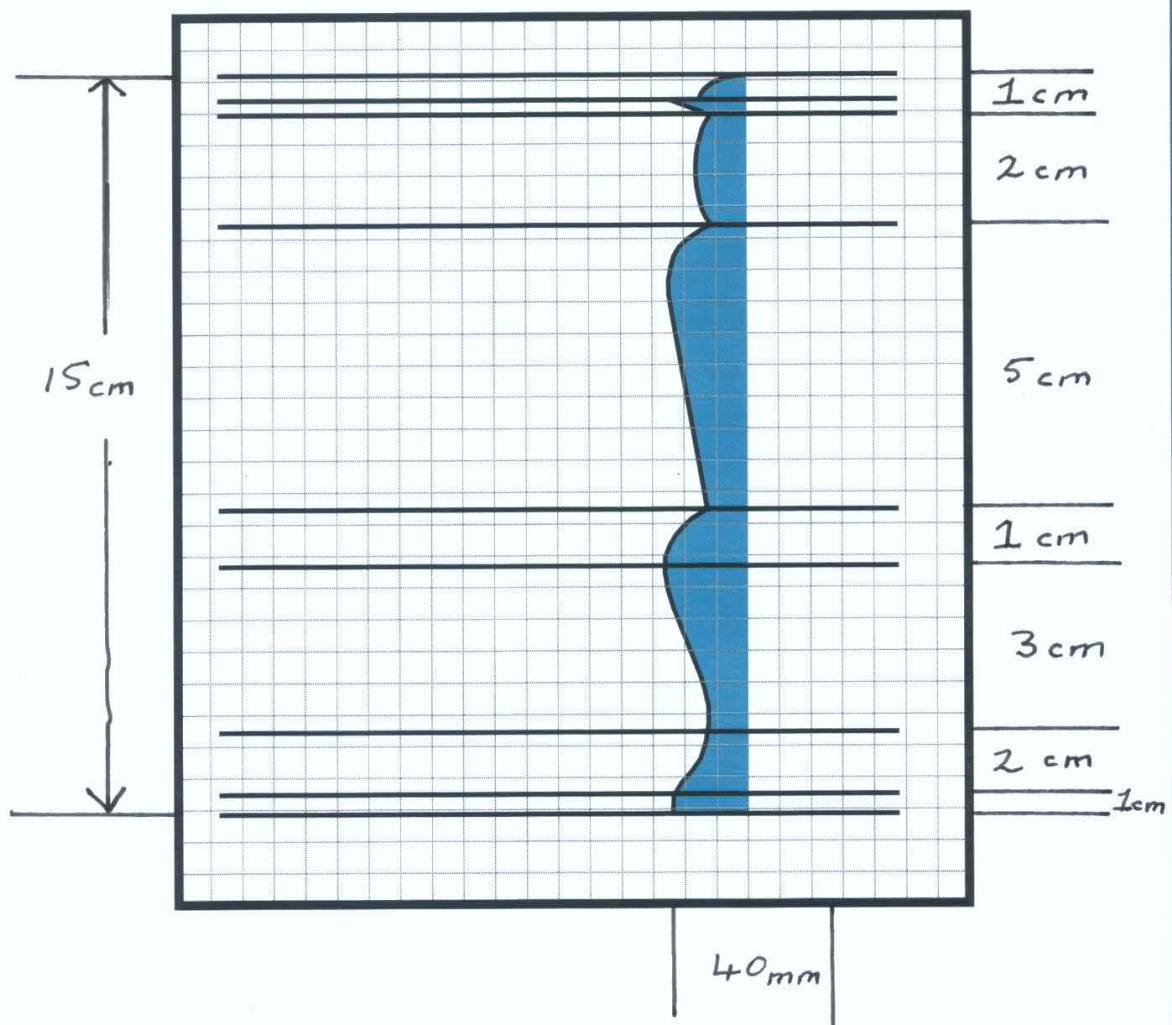
I left them raw, just sanded, so the children can decorate them any way that they wish.

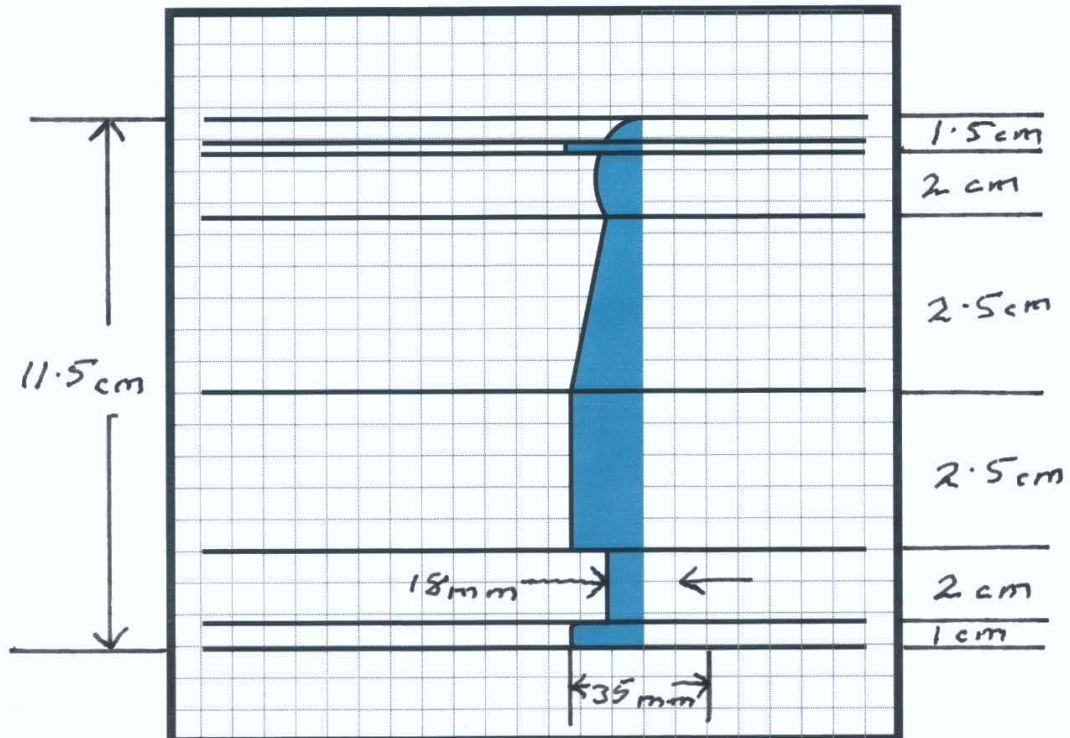
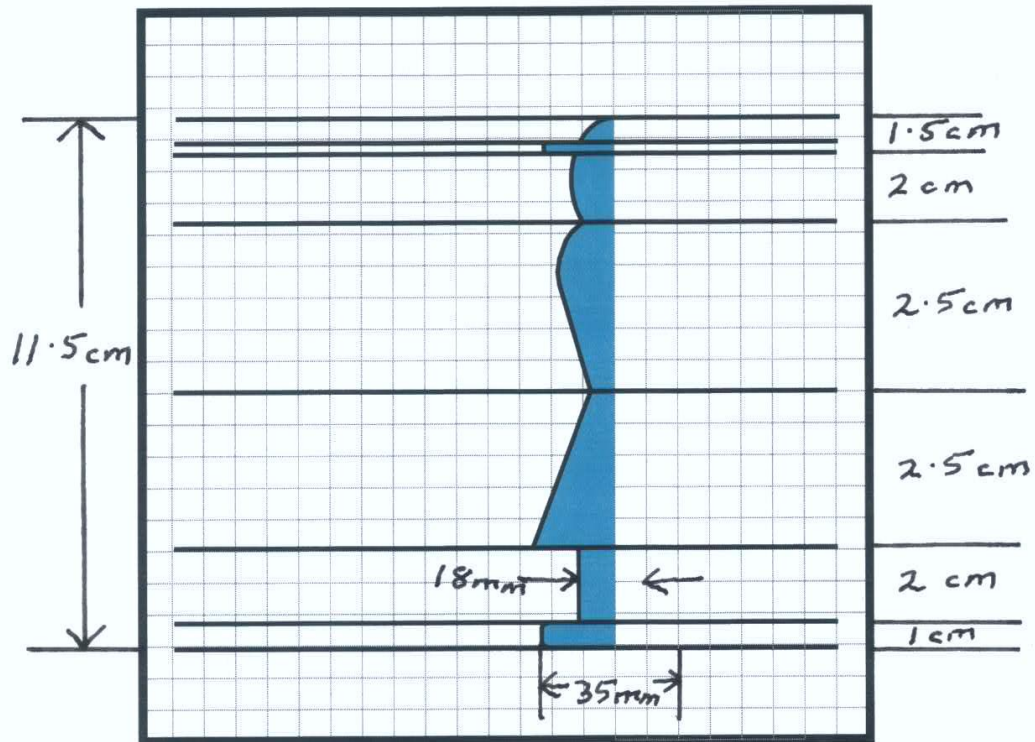


PART OF SCOTT'S ORIGINAL SET OF PLANS.



TIMBER: 42mm SQUARE OR SIMILAR
EACH BLANK 20cm LONG TO
ALLOW FOR MOUNTING
OFFCUTS





So give it a go and have some fun, help some kids and improve your Skew Chisel Skills.

**Sydney Woodturners Guild members SAVE 15% on all* purchases
at Carbatec - The Home of Woodworking!**

**Offer excludes gift cards, already discounted items, Festool, Axiom, Veritas, spare parts & Freight.*

Visit our knowledgeable team in store or call 1800 658 111 to redeem this offer.



Help keep wood dust out of your workshop (and your body) with our great range of **Dust Control products** from all the best brands!



carbatec

**Dust
Deputy**

FESTOOL

ROCKLER
WOODWORKING AND HARDWARE
Create with Confidence™

trend
routing technology

carbatec
THE HOME OF WOODWORKING

1800 658 111

| carbatec.com.au



ADELAIDE | BRISBANE | MELBOURNE | SYDNEY | PERTH | HOBART | AUCKLAND



Coronavirus- COVID 19 AND SYDNEY WOODTURNERS GUILD.

Restrictions seem to be being lifted at a faster rate than any of us would have thought possible. NSW Scout association went back to face to face scouting for outdoor activities on 1 June 2020.

Depending on what happens with a potential second wave it is expected that we could reopen sheds mid to late August. It should be pointed out that the official line is September for reopening. We may have to modify things by limiting the number of people in the shed at any one time, and that in turn may mean opening the shed on multiple days to accommodate as many as possible.

Regions/Clubs can start preparing to resume once restrictions are lifted by:

- Having hand sanitiser stations at entry and exit points in your sheds.
- Having spare masks for those who may wish to wear them.
- Stocking bathrooms with hand wash, paper towels and bins.
- Stocking your Kitchen/Coffee area with disposable cups, 1 serve milk containers (like you see in hotels), Coffee and Sugar packets and disposable stirring sticks.
- Measuring the dimensions of your shed to determine the maximum occupants based on the 1 person per 4 square meter rule.
- Displaying posters with instructions on how to help stop the spread of viruses.
- Agreeing how you will accommodate additional and regular cleaning of items such as door handles and other high use surfaces.
- Work out how you'll organize attendance records to manage contact tracing.
- Work out what you'll do if a confirmed case is reported from one of your members.

THE SYDNEY WOODTURNERS GUILD INC.

NOTICE OF ANNUAL GENERAL MEETING

Notice hereby given that an Annual General Meeting of the Sydney Woodturners Guild Inc. is to be held at the Chester Hill Guides Hall, Waldron Road, Chesterhill on 28th September 2020 at 6:30pm, for the purpose of electing office bearers for the ensuring year as per the rules of the association.

Election of Office Bearers

The office bearers of the Guild who are to be,

President

Vice President

Secretary


Treasurer

Each of whom is to be elected at the Annual General Meeting of the Guild under rule 15.

(Those nominated require a 50% majority of the members voting, either in person or by proxy, to be in favour, to be elected)

Dated this day 17th July 2020

By order of the committee



Ian Cocks

Secretary

(each financial member is entitled to appoint another member as proxy, by notice given to the Secretary no later than 24 hours before time of the meeting, in respect of which the proxy is appointed. No one member may hold more than 5 proxies)

THE SYDNEY WOODTURNERS GUILD INC.

Nomination and Acceptance Form

Elections to be held on 28th September 2020 at the Guides Hall, Waldron Road Chester Hill at
6:30pm

We the undersigned wish to nominate:

.....

For the Position Of:

Signed:

Signed:

I will accept the nomination for the position of:

.....

Our rules state:

Rule (15) Nomination of candidates for election of office-bearers of the association

:

1. Must be made in writing, signed by 2 members of the Guild and accompanied by written consent of the candidate (which may be endorsed on the form of the nomination) and
2. Must be delivered to the secretary of the Guild at least 21 days before the date fixed for the holding of the annual general meeting at which the election is to take place,
(7th September 2020)

The positions for election are:

President

Vice President

Secretary

Treasurer



Ian Cocks (Secretary)

FORM FOR APPOINTMENT OF PROXY

.....
(Full Name)

Of.....

(Address)

Being a member of the Sydney Woodturners Guild Inc.

Here by Appoint

(Full Name)

.....
(Address)

Being a member of the Sydney Woodturners Guild Inc., as my proxy to vote for me on my behalf at the Annual General Meeting to be held on Monday 28th September 2020 at the Girl Guides Hall, Waldron Road Chester Hill from 6:30pm & any adjournment of that meeting.

Signature of member appointing Proxy

..... Date.....

Note 1: Only Guild Members may appoint another Guild Member to be their proxy.

Note 2 : This form must be presents to the Secretary on or before 6:30pm on 28th September 2020

McJING Tools

Engineering and Woodworking

High Speed Steel Tool Bits, Woodturning Chisels, Carbide Changeable Tips, Forstner Bits, CBM Grinding Wheels, Sharpening, Polishing, Lathe Chuck & Accessories, Etc.

454 HUME HIGHWAY. YAGOONA NSW 2199. We are an easy walk from Yagoona Station.

Shop Open: Monday to Friday 9:30 to 4:30, Saturday 9:30 to 12:30

Online Shopping available through our website: www.mcjing.com.au

Email: order@mcjing.com.au

OR **TELEPHONE ☎(02)9709 8805**



SHALLOW CURVE ROUGHING GOUGE:

3.2 x 20 x 140mm

5.5 x 32 x 230mm

6.3 x 42 x 230mm



CHANGEABLE CARBIDE TIPS & HOLDER SET:

This new holder design features an innovative cross groove along with each interchangeable tip having a molded cross bead to sit properly and stop tip movement. Tips can be rotated 90 degrees multiple times for extra usage. Holder is 10x10x170mm while tips come in 5 sizes: One Round 12mm, One Round 16mm, One 11x11mm Square, One 11x11mm Square with large radius and One Diamond 10x27mm.



CBN GRINDING WHEEL: CBN is Cubic Boron Nitride. Don't have to worry about dressing or shaping like typical aluminum oxide wheels. It's perfect for sharpening HSS turning tools. You will achieve a super fine, sharp edge with polished bevel on either hardened tool steel or carbide. CBN Grinding Wheel are very quiet, produce very little sparks and generate very little heat when sharpening. The steel wheel body with hollow recessing bushing to make it light.



MT.2 THREE STEP BUFFING SYSTEM: A durable wax finish with MT.2 lathe-mounted polishing system. Buffing passes are made with a Tripoli buff (linen wheel), White Diamond buff (linen/flannel wheel), then Carnuba wax (flannel wheel).

The final finish is very similar to multiple coats of lacquer but is softer and much deeper. Including: 3pcs 8" fabric buffing wheels 1pc Tripoli bar, 1pc White diamond bar, 1pc Carnuba wax bar. 1pc MT.2 heavy duty lathe mandrel which holds the buffing wheels. The system requires a lathe with a minimum of 1/2HP. It is recommended that the final piece be pre-treated with Danish Oil.

HUMOR FROM THE SHAVINGS.

Day 7 of the quarantine
My wife took up gardening but won't
tell what she's going to plant



David Caruana – MY WORKSHOP – May/June2020

Using Dado Blades

Instead of utilising a router which takes more setting up and also can be tricky to say the least [depending on the timber/s]

If you have a table saw – attain/purchase a set of DADO blades [giving you a total cut of 20mm wide with a depth of at least 40mm]

Showing a standard cutting blade on the bench saw



Showing the DADO blades set including chipper blades



DADO blades installed [using all to 20mm width].



DADO blades cutting the 20mm width with a 10mm depth



Cutting the space required also using the saw bench guide.



Drawer sides with grooves as required



As you can see by the above the cutting is quite neat and was very quick where you can multiply [add] for wider cuts and or reduce by 3.2mm increments.

I've had these DADO blades set for some time and only used them a couple of times where lately I've been using them more instead of a router where I need to cut straight grooves.

The above is worth thinking about for a neat and quick cutting of grooves where and when required.

David Caruana

GUILD ITEMS FOR SALE.

Please see your Guild Representative for prices if you want any of these items.



Guild Cloth Patch



Guild Baseball Cap



Lapel Badge

If there is anything you, or your club wish to sell. Or something you are looking for, let me know and I am happy to put it into By Hand and Eye.

From Sue Borg items for sale, all items are near new or hardly been used.

Jet mini lathe with stand and extension bed. \$500.00

Cougar lathe 400 evs and extension bed. \$2500

Bowl jaws 285 \$120

Bowl jaws 385 \$130

Bowl jaws 485 \$200

Super nova2 Chuck \$199

3 Vicmarc 120 chuck \$320 each

Carbatec dust extractor 1 hp 750w \$250

Record power bandsaw bs9 \$350

400+ assorted pen kits \$1000 Will not separate assorted pen blanks

400+ wood and acrylic \$600 will not separate

Assorted woodturning tools \$1000

I am open to sell the lot for \$6000

Or near offer call 0447617997 or Email sborg159@bigpond.com


Commercial operations will have to pay a small reasonable fee for advertising.

HOW IT WAS MADE.

Eight Scalloped Bowl – Tony Ney



Front of bowl set out and Drilled.



Base of bowl with chucking recesses cut.



Four of the turnings cut to form scallops.



Eight turnings complete.



Finished inside of bowl with oil finish.



Bowl mounted on home made jig to remove the last chucking recess.

WOODTURNING QUIZ

A bit different Quiz this month people. I hope you enjoy it. (Answers will be published near the last page).

Acknowledgements

It would be impossible to name all the people who have helped with the quiz over the years, but I thank George Hatfield, Mike Darlow, Terry Martin, Mark Sfirri, Jean-Francois Escoulen, Stephen Hogbin, Simon Priem, Lindsay Skinner, Frank Bollins, Keith Smith, Dick Turner, Bernie Carveth, Col Herbert, Des Lane, Allan Game, Karen Blewden, David Laird, John Ewart, Bernie Axford, Dale Hageman, Richard Raffan, Vic Wood, Bonnie Klein, Robin Wood, Stuart King, Dale Nish, Steve Riley, Phil McNabb, Tony Garbellini and my father, Ernie Newman. Apologies to those I have missed. Ernie Newman.

Now to the Quiz:

1		2		3	4	5			6
				7					
8			9				10		
					11	12			
		13							
						14	15		
16	17								18
19						20			
					21				
				22					

CLUES ACROSS

1. For turning Beads (4,6)
7. melt glue
8. Device to remove oil – plural
10. Scrape or ...
11. Lateral movement in Headstock
Spindle – initials
13. ...bed for bowl turning
14. State where Red Cedar grows
16. Concave detail
19. ...ng, tool part
20. Coloured hard barked sleeper
timber – initials
22. Fluted tool – plural

CLUES DOWN

1. Best grain for long thin work.
2. Proto chicken shape
3. Distance from bed to prong centre pin (6,6) – initials
4. After grinding you ...
5. Opposite of outboard turning – initials
6. Headstock, Tailstock, Tool rest and Bed
9. Morse tapered hole in Headstock, bird.
12. Diameter Gauge
15. Maximum diameter
17. Species with prominent medullary rays – plural
18. Home – made technical aid - plural
21. Stop .. switch

THE WOOD WORKER'S CHOICE!

CNC Machinery	Metal Working	Sheet Metal Fabrication	Wood Working	Workshop & Automotive	Lifting Handling	Cutting Tools	Machine Tool Accessories	Measuring Equipment
Handy Workshop Tips & Techniques <ul style="list-style-type: none"> 324 colour pages 10 chapters covering: tools, measuring, fasteners, drilling, grinding & polishing, metal working, welding, machining & woodworking  <p>Order Code: L345</p> <p>\$29 SAVE \$10</p>	RSP-500 Pneumatic Roller Seat <ul style="list-style-type: none"> 380-500 seat height Ø300mm padded seat 360° swivel wheels Moulded tool tray  <p>Order Code: A360</p> <p>\$44 SAVE \$11</p>	CW-63 Caster Wheels <ul style="list-style-type: none"> 4 x swivel wheels with foot lever 252 load capacity per set Ø63 x 25mm wheels  <p>Order Code: W935</p> <p>\$88 SAVE \$11</p>	Metric - Precision HSS Drill Set <ul style="list-style-type: none"> 25 piece set Precision ground flutes HSS M2 bright finish Range: 1-13mm 0.5mm increments  <p>Order Code: D1272</p> <p>\$89 SAVE \$10</p>	Imperial - Precision HSS Drill Set <ul style="list-style-type: none"> 29 piece set Precision ground flutes HSS M2 bright finish Range: 1/16 - 1/2" 1/64" increments  <p>Order Code: D1282</p> <p>\$99 SAVE \$16.50</p>				
WV-180 Wood Working Vice <ul style="list-style-type: none"> 178mm jaw width 203mm opening Quick action release  <p>Order Code: L187</p> <p>\$89 SAVE \$10</p>	cs-55 Circular Plunge & Mitre Cut Saw <ul style="list-style-type: none"> 160mm saw blade 55mm cut depth @ 90° 45° saw head tilt 1.2kW / 1.6hp, 240V  <p>Order Code: W875</p> <p>\$239 SAVE \$14</p>	Deco XL Scroll Saw <ul style="list-style-type: none"> 406mm throat cap. Tilting table 0-45° 90W / 240V motor Variable speeds Includes light, foot pedal & flexidrive shaft with chuck  <p>Order Code: W350</p> <p>\$279 SAVE \$18</p>	B-18V Variable Speed Scroll Saw <ul style="list-style-type: none"> 450mm throat capacity Tilting table 0-45° Variable blade speeds 120W / 240V motor Includes light, air blower  <p>Order Code: W352</p> <p>\$319 SAVE \$33</p>					
TiGer 2000S Wetstone Grinder <ul style="list-style-type: none"> German design & technology 200mm stone & 225mm hone wheel 120rpm stone speed Includes straight edge jig, setting gauge & honing paste 120W, 240V  <p>Order Code: W859</p> <p>\$199 SAVE \$21</p>	X8 Industrial Bench Grinder <ul style="list-style-type: none"> 200mm wheels Fine/coarse grit 1hp, 240V motor  <p>Order Code: G159</p> <p>\$209 SAVE \$27.50</p>	bts 900x Belt & Disc Linisher Sander <ul style="list-style-type: none"> 100 x 915mm belt Ø150mm disc Tilting table & mitre guide 370W 240V  <p>Order Code: L105</p> <p>\$259 SAVE \$16</p>	os-58 Oscillating Vertical Bobbin Sander <ul style="list-style-type: none"> 1/2", 3/4", 1", 1-1/2", 2" & 3" 370 x 290mm cast iron table Rotating & oscillating 450W / 240V motor  <p>Order Code: W843</p> <p>\$299 SAVE \$20</p>					
PN1/2-2P1 Pipe & Tube Notcher Attachment <ul style="list-style-type: none"> 51mm tube capacity 1-1/2" pipe capacity Angles up to 60° Metric HSS hole saw set  <p>Order Code: K4010</p> <p>\$219 SAVE \$39.50 off RRP</p>	HD12 Dust Collector <ul style="list-style-type: none"> 680cfm LPHV system Large collection area 3/4hp, 240V Includes 4 in 1 reducer & 2M hose  <p>Order Code: W886</p> <p>\$259 SAVE \$16</p>	DC-7 Dust Collector <ul style="list-style-type: none"> 2300 cfm LPHV system 5 Micron fine filter bag Portable on wheels 2.25kW/3hp, 240V  <p>Order Code: W329</p> <p>\$549 SAVE \$45</p>	L-612A Belt & Disc Linisher Sander <ul style="list-style-type: none"> 150 x 1220mm belt 305mm dia. sanding disc Tilting table to belt & disc 1.5hp, 240V motor  <p>Order Code: L109</p> <p>\$979 SAVE \$55</p>					

UNIQUE PROMO CODE

HAE0720

ONLINE OR INSTORE!

COMPETITIVE FREIGHT RATES!

*DELIVERED TO YOUR DOOR



Simple & Quick Online Freight Rate Check!

*Remote areas may require depot collection in your town

VIEW AND PURCHASE THESE ITEMS ONLINE AT

www.machineryhouse.com.au/HAE0720

SYDNEY
(02) 9890 9111

BRISBANE
(07) 3715 2200

MELBOURNE
(03) 9212 4422

PERTH
(08) 9373 9999

Specifications & Prices are subject to change without notification. All prices include GST and valid until 16-08-20.

AROUND THE REGIONS

FROM THE GUILD.

Your Guild has now held a Zoom conference so we could discuss a number of important looming issues.

Firstly as you would have read in the Presidents column the Guild will reduce membership fees for the 2020/2021 year.

Secondly, we hope, in 2022 there will be 2 new categories for turning at the Royal Easter Show. Both categories will be for Novice Turners who have never won a prize. One will be for between center turning and the other will be for Faceplate turning. So all you Novice turners start thinking about 2022 and when you can get busy.

The Timber, Tools, and Artisan show is still currently set for September at Rosehill Gardens.

For further detail please contact your local Guild Representative. Their contact details are on Page 2.

Now is the season for AGM's. The Guild would remind all Public Officers that they should fill in NSW Fair Trading Forms A12 – T2 and A9. These forms must be submitted through Service NSW. Current cost is \$47 if lodged within 1 month of your AGM. Penalties apply if lodged after that date.

FROM THE EDITOR – When taking photographs for inclusion in the BH&E please try to put the item on a white, or light coloured background with as much natural light as possible. This will make it come out better in the newsletter. Thank you.

Please remember:

If you send me something for BH&E I will print it. Email: pwmcle@internode.on.net

MENAI REGION.

Due to Covid-19 Menai Region has been closed. However, they are conducting Virtual Meetings with members sending in photos of the work that they are doing.


Virtual Show and Tell 12 May – Faceplate Turning



Bob Thompson - Bowls - Jacaranda, Spotted Gum & Maple Star Inserts



Graeme Stokes - Trivet with Beaded Rings (also underside view)



The bowl is now finished. This was about my 5th bowl that I have made and also the largest so far 180 mm.



I was very pleased with the finished result. I have to admit it was a bit scary turning this on the lathe.

Paul Ibbottson - 2 bowls "How to may be in next edition".



Mick Bouchard – Beautiful Camphor Laurel Bowl with legs. Finished with Spray Mirror Tone.



**Tony Ney - 'Three Tier' Cheese Base
Biscuit Shelf & Fruit Bowl. Jarrah &
Tasmanian Black Wood
Finish - Oil & Paste Wax.**



**Arthur Walker - Huon Pine Box
with Purple Heart Finial**



Robert Lovisa - "Platter "280 x 40. Stringy Bark Wax finish.



Bill Black - Poplar Gum



**Keith Allen - Clock/Thermometer
Unit - Pacific Maple**



Mark & Max Davis (Father & Son) have submitted a joint effort for our “Face Plate” turning Theme. They are experimenting with Resin and Burl Bowl turning at present.



David Mitchell has created 2 Bowls. This one is made of Red Gum featuring Fiddleback Grain. Wax finish.

This one made from PAROAK, a Malaysian (rot resistant) timber widely used in construction.

NEWS FLASH!



The men's shed has official approval to reopen today 13 June subject to social distancing guidelines. Menai is having a Committee meeting Monday to sort out opening date.

The Menai Woodturners should be back up and running Tuesday 23rd June.

Theme for June Creations is “TOYS”.



Arthur Walker –
Rocket



Robert Lovisa - “KENDAMA” A Japanese Ball & Cup Toy. All turned between centres using a Detail Gouge. Timber is Camphor Laurel – finished in Tung Oil.



Tony Ney – Push Along Turtle – Underside shows mechanics to make head and tail move in and out.





Bob Thompson – Tractor and Cart



Down Position

Graeme Stokes - Maypole Merry-Go-Round



Wound up Position



Keith Allen - "Monster Wagon"
All elements of this creation are turned from timber.
(except axles, washers & lock-nuts)



Ron Mandelson - "Little People for Little People"
See Scott others were listening besides me – The Ed.



Mick Bouchard - Game of skill - Ball & Cup Game. Note - Three different Cup sizes - also Ball on spike !

NORTHERN BEACHES.

Due to Covid-19 Northern Beaches has been closed. It is with much sadness that they report the passing of 2 of their members - Joe Reaney and Graham Truelove. Northern Beaches have also been having virtual online meetings during this period.

MARCH MEETING – PRE LOCKDOWN 15th March



The Ladies and Gentlemen at the shed.

SHOW and TELL:



Libby and Greg Beaman: A real team result!
“Base by Greg Shade by Libby”. Base Pear wood



Meg Webster: From the top turner a most elegant “lady size” pepper grinder turned from unknown wood.



June McKimmie: Using June's "bowl saver" this little red gum bowl was rescued from larger item.



Jack Butler: A very fine three cornered Jacaranda bowl. Two perfectly matched Huon Pine grinders sitting in a neat a much Huon Pine dish.

Meg Webster also did a Master Class on turning Egg cups using a piece of New Guinea Rosewood.



Finished Item.

Meg's tips:

- Always work from a drawing.
- Remember to rotate the job by hand before turning on the lathe to ensure enough clearance.
- Always switch off the lathe before adjusting the tool rest.
- Look at the back of the cylinder as its spinning.
- Always move tool rest away when sanding.
- Expect to have and overcome *Whoopsies!*

These are good tips for any turner – THE ED.



POSSUM BOXES: The first six boxes delivered to WIRES. 14 more to come.

BANKSTOWN REGION.

Due to Covid-19 Bankstown Region has been closed. The council, who administer the building have taken the unprecedented step of physically locking the doors.

MACARTHUR REGION.

Due to Covid-19 MaCarthur has been closed. MaCarthur have resigned an agreement with the school so they can continue to meet in the Woodwork rooms from July 2020. We wish to advise that the school has advised that due to the ongoing Covid-19 crisis the group is unable to meet on the school property for the foreseeable future. It will probably be February 2021 before they are able to meet again. They will be ready to go once restrictions are lifted.

It is with some sadness that MaCarthur report the passing of Neil Burns due to Lung Cancer.

EASTERN REGION.



Charity Helicopters – Philip McLeod



Laminated French Rolling Pin QLD Maple and Pine
Walnut Oil finish – Philip McLeod

MONTHLY MEETING 5 JULY.

Today we announce the reopening of our shed with some restrictions. Our shed will open for new normal operations on Saturday 11 July.

At the monthly meeting the following rules were agreed to for reopening.

1. You should book in advance to attend the shed.
2. If you decide to “just arrive” if there is a suitable machine available you can use it. If all machines are booked/in use you will be asked to leave.
3. If you have cold or flu like symptoms you are to **stay away**.
4. The shed to provide Paper Towels, Hand Sanitizer, disinfectant, disposable cups and teaspoons.
5. EVERYONE IS TO SIGN IN AND OUT OF THE SHED EVERY TIME. This is for tracing purposes should it become necessary
6. No more than 6 people in the shed at ANY one time. This would consist of 5 people turning and 1 Key Holder. The Key Holder does not need to stay, only open up and close the shed. THIS **DOES NOT MEAN** THAT A 6th TURNER CAN COME IN AFTER THE KEY HOLDER HAS LEFT.
7. Key holders are to supervise the cleaning of all surfaces and door handles including the bathroom.
8. Due to spacing requirements only the following lathes are to be used. The 2 Halfco (blue Lathes), The 2 Comet lathes, 1 inside and 1 under the shelter on the rolling table, and Antonio’s Mini Lathe. **Unfortunately the Nova lathe cannot be used due to social distancing requirements.**
9. Everyone in the shed is to maintain a 1.5 meter space from any other person at all times.
10. All tools and equipment are to be wiped down with disinfectant before and after use. All surfaces are also to be wiped down including the lathes.
11. No crockery coffee cups or metal tea spoons are to be used disposable items to be supplied.
12. **NO BBQs CAN BE HELD.**
13. **Any member found not following these rules may have their turning privileges stopped.**

SHOW and TELL



Gerry Brady Various items including fruit and Wool Dispenser for Knitters (The Dark Item)



Antonio Imparatio Turned Square Edged items and a Resin filled bowl and Stand.



Charles George an example of Inside Out Turning and Various Experimental Offset Turning samples.

Our monthly meeting was followed by our AGM.

The following people were elected to the position indicated:

PRESIDENT	Catherine Ritter (unopposed)
TREASURER	Nicole Arathoon (unopposed)
SECRETARY	Charles George (unopposed)
PUBLIC OFFICER	Philip McLeod (unopposed)
GUILD REPS	Philip McLeod Unopposed
	David Caruana (unopposed)
	Mario Dato (unopposed)
KOOLoORA REP	Geoff Cook (unopposed)
CATERING	Mario Dato (unopposed)

SOUTHERN HIGHLANDS REGION.

The Editor – Sorry for not getting this into the May BH&E



SHED AT OPENING 2018



SHED AT CLOSING 2020

To all of our Members

There is not much that one can say but there is a lot that one can do. As many of our members are in the age group that needs to take extra care with Covid-19, all that I can say is to keep up to date and adhere to all the latest news and updates relating to this unprecedented and dreadful virus.

As far as our predicament with the shed and Harbison care many, or should I say most members are very angry and appalled at the way that we have been told and had to vacate the shed so quickly. All of our equipment was packed up and stored in two containers by tradies appointed by Harbison. Ian Pye and I were there to oversee this and all was completed over two days. The two containers used were packed very professionally and stand next to the maintenance shed. Over a week ago I emailed David Cochran asking for an indication of what we may expect as financial compensation but to date have received no reply. As many of you know Harbison care like many other institutions is in lockdown and I would assume that this is the reason that we have heard nothing.

The current upheaval has halted any progress or definite move and I expect the current situation will not change in the near future. Our priority is to remain calm and observe all the suggestions passed on to us by those who understand how to deal with this “plague”. In the meantime both you and all of your families keep well and despite the hardships keep “turning”.

Martin.

From the Guild Meeting: The Guild was advised by Michael Adamietz that Southern Highlands are in serious negotiations with Moss Vale Showgrounds Trust to rent a shed. They believe all being well that they could be ready to go when restrictions are lifted in September. This shed is much smaller than the one they occupied at Harbison Aged Care.

I know everyone in the Guild wishes them well. Southern has been using the zoom conference system for their meetings. They are averaging 16 members per meeting. Overall very pleasing.

UPDATE: I have been advised that Southern Highlands had a working bee at their new shed on Sunday 21st June 2020. Starting at 12:30PM. They may have to access their equipment currently stored at Harbison Aged Care.

SHOW and TELL:



The President's Challenge for March was set as a cup, saucer and spoon. Earlier in the month before the world went completely crazy, I had pretty well completed my effort.

At the risk of putting you to sleep, here is a story about my effort. I obtained some pine wood recently from an external structure which had been demolished at the Bowral Art Gallery. It has a good prominent grain and an attractive pink colour rather like the Dawn Redwood which Ken provided recently. It may be Californian Redwood (Sequoia) but I cannot confirm. Having been in use for many decades in the open, it was well seasoned so no risk of cracking.



Although not ideal for the purpose, I decided to use it to make the cup and saucer project. Of course, it exhibited the usual pine shortcoming of hard and soft grained wood in the growth rings. Turning the cup and saucer presented no special problems but two other things are of particular interest.

A cup needs a handle so I cut out the shape as more or less a copy from a mug which I had photographed from the Woodies' kitchen. This was cut on the band saw. Shaping to fit the curve of the cup required hand carving mainly with a small gouge and sanding. Naturally, it is quite a fiddle to get the contours right but with persistence, it is possible.



Next, I drilled tiny holes for dowels in the handles ready to fit to the cup as per the picture. The dowels were cut from a tooth pick. The really tricky bit is the positioning of the handle onto the cup so, by trial and error, I held it in place until satisfied then marked the position with a pencil on the cup. When satisfied, I drilled a shallow hole for the top dowel, fitted that into place and rechecked the position for the lower one. Eventually, with the holes drilled and trial fitted, the handle was glued in place and held with carefully applied rubber bands (picture).



Finally, there was the spoon to make. Most turned spoons look like ladles so I wanted to make something more spoon shaped. So, the spoon bit had to be turned separately from the handle. I turned a small cup and then trimmed the bottom portion into an elliptical shape which resembles a spoon. This was trimmed and glued to the turned and carved handle. A bit crude but it was a first effort at this so that's excusable, I hope.

In a recent magazine, I found metal inserts for drinking cups for sale which sounds like a good idea...something else to try. Ian Pye

GUILD AFILIATES CALENDER OF EVENTS

BANKSTOWN REGION

Bankstown Region has their shed open on the 1st and 3rd Saturday of each month from 0800 to approximately 1430.

They meet at the Girl Guide Hall, 157 Waldron Street, Chester Hill. 2162.

Our meeting Dates for 2020 are:

4th & 18th April 2020,

2nd & 16th May 2020,

6th & 20th June 2020,

4th & 18th July 2020,

1st & 15th August 2020,

5th & 19th September 2020,

3rd & 17th October 2020,

7th & 21st November 2020.

SOUTHERN HIGHLANDS REGION

Tuesday	Friday	Saturday (By Arrangement)
9 am – 12.30 pm	9 am – 12.30 pm	

Monthly meeting 4th Saturday of month 11.00am -4.30pm

Committee (meets monthly at time as advised)

The AGM was held on 28th September. The following positions were filled as indicated.

President: Martin Nadas 4862 2268

Vice Pres: Steve Walker

Secretary: Michael Adamietz 0456 856 080

Treasurer: Gerald di Corpo

SYDNEY NORTHERN BEACHES WOODTURNERS

**The Sydney Northern Beaches Woodturners are located at the
Narrabeen RSL Club, 116 Nareen Parade North Narrabeen, 2101.**

**The Workshop is at the front lower section of the building and is available to members
daily.**

**Tuesday, Friday and Saturday sessions are set aside for learning,
training, guidance and toy making. Open: 9.00am**

Meetings and Demonstrations are held on the third Sunday of each Month.

Secretary: Barry Brown 0424 525 370

MENAI REGION WOODTURNERS DATES 2019.

Men's Shed at Barden Ridge (100metres down on right from Golf Driving Range) 5:30PM to 8:30PM	Men's Shed at Barden Ridge (100metres down on right from Golf Driving Range) 5:30PM to 8:30PM
2nd Tuesday of the month	4th Tuesday of the month

EASTERN REGION CALENDAR DATES.

Shed Openings are at 169 Bilga Crescent, Malabar.

Our Shed is open each Friday 1000 to 1400 and Saturday from 1000 to 1600, can be extended if necessary.

The group meets on the first Sunday of the month for an administrative meeting, BBQ lunch and "Show and Tell".

MACARTHUR REGION WOODTURNERS

The Macarthur Region Woodturners meet on the last Sunday of each month.

From 9:30AM to 2:30PM.

At the Robert Townson High School, Shuttleworth Avenue, (enter off Spitfire Drive), Raby.
2566.

REGION CONTACTS:

Macarthur: Paul Kruss 0417757877
Ian Cocks 0410159180
Southern Highlands: Michael Adamientz 0456 856 080
Bankstown: David King 0424 188 857
Menai: Bill Black 0401701327
Northern Beaches: Rupert Linn 0422 111 060
Graham Truelove 0420 367 168
Eastern: Mario Dato 0419 404 405
Antonio Imparato 0408 550 678
Philip McLeod 0418 267 096

QUIZ ANSWERS:

¹ S	K	² E	W	³ C	⁴ H	⁵ I	S	E	⁶ L
T		G		⁷ H	O	T			A
⁸ R	A	G	⁹ S		N		¹⁰ C	U	T
A			W		¹¹ E	¹² P			H
I		¹³ G	A	P		I			E
G			L			¹⁴ N	¹⁵ S	W	
¹⁶ H	¹⁷ O	L	L	O	W		W		¹⁸ J
¹⁹ T	A		O			²⁰ R	I		I
	K		W		²¹ G		N		G
	S			²² G	O	U	G	E	S

Find us on the web at:

www.sydneywoodturners.com

All By Hand & Eye articles go to

byhandandeye@gmail.com

Submissions for By Hand and Eye must be in 3 weeks before the
Guild Meeting.

Submissions are best in Word format.

All non-by Hand & Eye Email should go to

sydneywoodturners@gmail.com

Mail:

Secretary

Sydney Woodturners Guild Inc.

2 Docharty Street Bradbury NSW 2560

The Guild acknowledges and thanks George Hatfield for the use of his Candlestick design as the Guilds Logo.

DISCLAIMER

By Hand & Eye is a newsletter produced for the Sydney Woodturners Guild INC.

Any opinions, views or articles published are not necessarily those of the committee.

Although every care is taken in preparing By Hand & Eye the committee cannot accept responsibility or liability for any errors or omissions.