

By Hand & Eye

BY HAND & EYE



THE OFFICIAL NEWSLETTER OF THE SYDNEY WOODTURNERS GUILD INC.

Hap – Hap – Happy New Year

December 2021 / January 2022



REPLICA GUILD CANDLESTICK MADE BY ALEX BENDELI

The Guild acknowledges and thanks George Hatfield for allowing the use of his Candlestick as the Guild's Logo.


THE GUILD COMMITTEE FOR 2021 / 2022

PRESIDENT	PHILIP MCLEOD
VICE PRESIDENT	TONY NEY
SECRETARY	IAN COCKS
TREASURER	IAN COCKS
MEMBERSHIP SECRETARY	KEN SULLIVAN
EDUCATION OFFICER	WARREN RANKIN
EVENT COORDINATOR	TONY NEY
ASSISTANT EVENT CO - ORD	DAVID KING
EDITOR NEWSLETTER	PHILIP MCLEOD

Committee members 2021 /2022

Kevin Santwyk	96448366	Bankstown
David King	0424188857	Bankstown
Mario Dato	0419404405	Eastern
Phil McLeod	0418267096	Eastern
Bill Black	0401701327	Menai
Tony Ney	95200634	Menai
Alex Bendeli	02-94161976	Northern Beaches
John Cottle	02-99052107	Northern Beaches
Gordon Scott	0403088488	Northern Beaches
Michael Adamietz	0456856080	Southern Highlands
Paul Kruss	0417757877	Macarthur
Ian Cocks	0410159180	Macarthur
Michael Twemlow	02-46284670	Macarthur

JANUARY MESSAGE FROM THE PRESIDENT.



I want to start this issue by wishing all our members a Very Happy and Prosperous New Year. I know you all join with me in hoping that 2022 will be better than the last two years.

As this year progresses we hope we will see further opening up and lessening of restrictions. This will have a number of consequences, one of them being increased activity from the regions/clubs. Some regions/clubs have already experienced a significant increase in activity.

I would like you to consider volunteering to help your region/club or your Guild. I know a number of you already do this, but it seems to be the same few each time. Initially you may not have been able to help much, but, perhaps your situation has changed over time. You could serve on the committee, or simply help at the various region/club or Guild activities. Most regions/clubs and the Guild are involved with various community activities throughout the year. I am sure that your committee and others are doing a great job of organizing and running activities but, they can always use more help.

Initially you may find that you seem to be surplus to requirements. That is just because it takes time to find where you might fit in, and also it takes time for people to get to know what you can do. So, please persist.

Remember by helping your region/club or the Guild you will be helping yourself and cementing some great friendships. Both I believe are great outcomes.

Finally, a reminder to get your entry in for the Royal Easter Show. You have until Monday 7 February to fill in your online entry, cost is \$15 per entry. REMEMBER IT IS 200 YEARS OF THE SHOW, so please try to put something into the show.

So, until next time, to quote a previous Guild President "Keep the Lathes turning", and have fun and PLEASE, look after yourselves and each other. **HAPPY NEW YEAR TO ALL.**

Philip McLeod

(PHILIP MCLEOD)
PRESIDENT


Vale Gordon McKenzie. Northern Beaches Woodturners.

Gordon passed away on Christmas day aged 91.

Gordon enjoyed working with wood as a carpenter, builder, woodworker and woodturner.

He was a great club member having joined the club in 2001, (Member Number 1752), and helping out with Bunning's sausage sizzles, markets and planning and helping build our old workshop at Narrabeen.

He was one of our Guild Representatives and took an active interest in the affairs of the Guild and our Northern Beaches club. Ill health had prevented him from meeting with us in recent years and his friendly manner and smile has been missed.



The Guild sends their sympathy and best wishes to Gordon's family.

GUILD CALENDAR OF EVENTS 2021/2022.

Guild meetings take place at the Girl Guide Hall, 157 Waldron Street, Chester Hill. 2162.

The Guild meets on the last Monday of every second month i.e. January, March, May, July, September and November.

Meetings start at 1830, (6:30PM) and finish at 2100, (9PM) at the latest.

All members of the Guild are welcome to attend, but only 1 elected representative can vote at these meetings. This is to ensure that no one region can "out vote" the smaller regions. Everyone has an equal say in how the Guild is run.

The following dates are significant for the Guild:

2022

Macarthur Region will be 29 Years young first meeting held 1993

Wednesday 26 January Australia Day

Monday 31 January GUILD MEETING

[Monday 7 February – Royal Ester Show Entries Close](#)

Tuesday 15 March Menai Region is 28 Years young

[25-26 March – Deliver Item/s to the show](#)

Monday 28 March GUILD MEETING

[Sunday 3 April Daylight Saving Ends – Clocks back 1 hour.](#)

[Wednesday 6 April – Arts and Crafts Preview](#)

8 - 19 APRIL ROYAL EASTER SHOW 200 YEARS (1822 – 2022).

Tuesday 12 April Eastern Region is 16 Years young (meetings before this date. This is date of Incorporation)

Saturday 16 April Southern Highlands is 28 Years young

Friday 15 April to Monday 18 April EASTER

[22-23 April – Collect item/s from the Show.](#)

Monday 25 April ANZAC DAY

Monday 30 May GUILD MEETING

Date TBA TIMBER, TOOLS and ARTISANS SHOW – Venue TBA

Monday 13 June Queens Birthday

[Thursday 30 June GUILD MEMBERSHIPS DUE](#)

Monday 4 July Guild is 39 Years young

Monday 25 July GUILD MEETING

Thursday 4 August Bankstown is 32 Years young

Saturday 17 September Northern Beaches, (then Peninsula Region) is 29 Years young

Monday 26 September **AGM and GUILD MEETING**

Sunday 2 October Daylight Saving Starts – Clocks forward 1 hour.

Monday 3 October Labour Day

Monday 28 November GUILD MEETING

BH&E Closure Dates for Article Submission.

2022		2023	
17 JANUARY	18 JULY	19 JANUARY	20 JULY
21 MARCH	19 SEPTEMBER	16 MARCH	14 SEPTEMBER
23 MAY	21 NOVEMBER	18 MAY	16 NOVEMBER

2022 marks 200 years of The Royal Easter Show (1822 – 2022). PLEASE consider putting something into the show to mark this milestone. Show your pride and skill, start working on it NOW or check your cupboards and shelves for an item to enter. Remember though it must not have any distinguishing marks to indicate your identity.

NEWSFLASH:- THE GUILD, WITH NEGOTIATION FROM TONY NEY AND DAVID KING HAS RECEIVED APPROVAL FOR 2 NEW NOVICE SECTIONS AT THE EASTER SHOW. These sections will only be open to people who have not won a prize before. Note you **DO NOT** need to have the piece actually made when you enter it in the show. Check your cupboards and shelves for possible item/s to enter.

Please Note only online entries are available from now on. The process is a bit convoluted.

First get onto the Easter Show website www.eastershow.com.au, click on Competitions (top of the screen).

Scroll down to “Arts and Crafts” and click on it, and scroll down to enter here, and click on it.

You then may need to create an account, (if you have not done so before). Record your username and password for next year.

You will receive a confirmation email with a link. Click on the link.

You will then have to create an Exhibitor entry and you can then enter your item and pay the \$15 entry fee for your item.

Face plate turning Class 290– Novice. Open to all wood turners who have not won a first, second or third prize in any Sydney Royal Easter show section of wood turning.

The exhibit must be turned with the grain of the timber at 90 degrees to the bed of the lathe.

Cash Prize for the first three prize-winning Exhibits in Class ..., supported by Sydney Wood Turners Guild

Prizes 1st \$75, 2nd \$50, 3rd \$25

Spindle turning Class 291 – Novice. Open to all wood turners who have not won a first, second or third prize in any Sydney Royal Easter Show section of wood turning.

The exhibit must be turned with the grain of the timber running parallel to the bed of the lathe.

Cash Prize for the first three prize-winning Exhibits in Class ..., supported by Sydney Wood Turners Guild

Prizes 1st \$75, 2nd \$50, 3rd \$25

THE FOLLOWING HAS BEEN RECEIVED IN REFERENCE TO EASTER SHOW ARTS AND CRAFTS ENTRY'S.

Hi Phil,

Thank you for getting in touch on behalf of your members.

I can provide you with an update with regards to the 2022 Show and Competition for inclusion in your newsletter.

Sydney Royal Easter Show dates for 2022 are 8-19 April 2022.

The 2022 Schedule is not currently available until the Competition opens on 9 December and will close 7 February.

We will be utilising a new competition system which only accepts online entries, therefore there will be no offline entry form available moving forward. This will also save an online processing fee of \$25 for each Exhibitor.

There is an option on the system to set up an Exhibitor and enter on behalf of someone else, so I would recommend this to your Guild if you have members unable to utilise a computer, or lacking in skills to complete the process themselves. Your Guild would need to work out the payment with the member.

If you have any further questions, please feel free to contact me

Kind Regards

JENELLE MONTGOMERIE

Coordinator, Arts & Crafts Competitions & Events

OLD COPIES OF WOODTURNER NEWS/BY HAND and EYE STILL NEEDED.

The last 3 missing editions are:

Anything from September 1983, 3/84 (May/June), 6/84 (November/December).

So, please check with friends, under beds, in old boxes and see if you have any of these old copies. It would be appreciated.

THE EDITOR

Phone 0418 267 096

Email: pwmcle@internode.on.net

Editors Note: The previously acquired and scanned old copies of By Hand and Eye are now on the Guild Website. My thanks to Catherine Ritter for doing this job.

To find the old copies just go to the Newsletter tab, then just go back through the copies to find the one you are interested in.

HARE & FORBES

"Setting the standard for Quality & Value"

MACHINERYHOUSE

THE WOOD WORKER'S CHOICE!



Established 1930

CNC Machinery	Metal Working	Sheet Metal Fabrication	Wood Working	Workshop & Automotive	Lifting Handling	Cutting Tools	Machine Tool Accessories	Measuring Equipment
---------------	---------------	-------------------------	--------------	-----------------------	------------------	---------------	--------------------------	---------------------

UTS-1 - Universal Tool Stand

- 200kg load capacity
- 335 x 590 top
- 770mm height

Order Code: W810

\$55



T-13B - Bench Mount Thicknesser

- 330 x 152mm capacity
- 2 x HSS blades
- Anti-kick back fingers
- 2hp, 240V motor

Order Code: W812

\$572



2 YEAR WARRANTY

Drill Chuck & Adaptor

- Ø13mm
- M27 thread adaptor to suit HF-35 & HF-30A magnetic base drills

Order Code: D9501

\$71.50



PACKAGE DEAL

BP-255 - Wood Band Saw & Circle Cutting Attachment

- 245 x 152mm capacity
- Cast iron table tilts 45°
- 2 x blade speeds
- LED lighting
- 0.5hp 240V

Order Code: W9501

2 YEAR WARRANTY



\$619 SAVE \$17.90

OS-140 - Vertical Oscillating Bench Bobbin Sander

- 1/2" - 2" sanding sleeves
- 1425rpm spindle speed
- Cast iron table tilts 45°
- 0.5hp, 240V motor

Order Code: W792

\$572



Deco XL Variable Speed Scroll Saw

- 406mm throat capacity
- Tilting table 0-45°
- Variable blade speeds
- 125W / 240V motor
- Includes LED light, air blower, flexidrive shaft with chuck & 64 piece sanding kit

Order Code: W350

\$297



2 YEAR WARRANTY

PGS-XL - Scroll Saw Accessory Kit

- German design & technology
- Polishing, Grinding & Sanding Kit
- In a Wooden box

Order Code: W348A

\$35.20



PM-2 Pen Mandrel Set - 2MT

- 2MT collet chuck body
- Ø6.35mm ER16 collet & collet nut

Order Code: W306

\$33



WLS-18/20 Roller Steady

- 73mm capacity
- Suits WL-18 & WL-20 wood lathes

Order Code: W378

\$55



2 YEAR WARRANTY

BTA-46 - Bowl Turning Attachment

- 760mm
- Suits WL-46 Lathe

Order Code: W387A

\$176



PACKAGE DEAL

WL-20 - Swivel Head Wood Lathe & Tooling

- Ø370 x 1100mm turning capacity
- Swivelling headstock
- Variable speed 500-2000rpm
- 0.75kW/1hp, 240V motor
- Includes scroll chuck & insert, turning tool set, bowl turning att, faceplate, drive & live centres, toolrest & stand

Order Code: K021



\$1,155 SAVE \$126.50

CHS6P HSS Wood Turning Tools 6 Piece Set

- 1/4" spindle gouge
- 1/2" spindle gouge
- 1/2" skew
- 1" flat skew
- 3/8" parting & beading
- 3/4" domed scraper

Order Code: W3036

\$253



CHS4HD HSS Wood Turning Tools 4 Piece Set

- 1-1/4" roughing gouge
- 1/2" deep bowl gouge
- 1-1/4" domed scraper
- 5/8" fingernail profile gauge

Order Code: W3039

\$352



TiGer 2000S - Wetstone Grinder

- German design & technology
- 200mm stone & 225mm hone wheel
- 120rpm grinding stone speed
- 120W, 240V motor
- Includes straight edge jig, setting gauge & honing paste

Order Code: W859

\$220



L-69A - Belt & Disc Linisher Sander

- 150 x 1220mm sanding belt
- 230mm disc with guarding
- Tilting table and mitre guide
- 1hp 240V motor

Order Code: L107

\$539



UNIQUE PROMO CODE

HAE0222

ONLINE OR INSTORE!

COMPETITIVE FREIGHT RATES!

*DELIVERED TO YOUR DOOR



Simple & Quick Online Freight Rate Check!

*Remote areas may require depot collection in your town

VIEW AND PURCHASE THESE ITEMS ONLINE AT

www.machineryhouse.com.au/HAE0122

SYDNEY
(02) 9890 9111

BRISBANE
(07) 3715 2200

MELBOURNE
(03) 9212 4422

PERTH
(08) 9373 9999

Specifications & Prices are subject to change without notification. All prices include GST and valid until 28-02-22.

01_HAE_310122

FROM THE HISTORY FILES

By Hand and Eye October/November 95

GETTING TO THE POINT

George Hatfield

In Ernie Newman's reflections of his USA trip (By Hand & Eye Vol 4.95) he states there are a number of Woodturners in the States who use the cutting section of a skew chisel above the short point to turn beads. He also stated Bonnie Klien, (a well known woodturner and a really nice person) claims that it was the only logical way to turn a bead.

My first thought after reading this proclamation was, are they really turning a bead? Or are they only turning a flat convex shape. A true bead is a semi-circular shape with sides that finish vertical. It has been my experience when turning the final part of a bead (from 2 to 3 o'clock or 10 to 9 o'clock) the cut must be on the short point, if not you will lose control and have that dreaded "dig-in". I have lived long enough to learn that nothing is impossible.

I have seen a turner who is now living in WA turn a true semi circular hollow solely with a skew chisel, however I can assure you he has had years of turning experience and turns the hollow very slowly using only minute cuts and still has the occasional run back, but it is only a party trick.

When he is doing serious turning he uses a detail gouge like everybody else.

The point I am making is that it may be possible but if you are going to try to turn a bead off the short point I suggest you first work on your biceps to build up your muscle power and have plenty of timber to practice on, and once (or if) you perfect the technique I still wouldn't advise you using that technique on expensive timber. I'm afraid I have to disagree with Bonnie Klien when she says "it is the only logical way to turn a bead".

In the same article the **Ed**, quoted me as saying "on large beads you do not use the short point of the skew".

I'm afraid he misunderstood what I said. What I said was "when turning large beads or ball shapes it is better to start with the chisel at about 60 degrees to the axis and start the cut just up from the short point, this will allow you to put your body-weight behind the cut giving you more control but as you approach the vertical section of the bead you drop the handle slightly which will move the cutting section of the skew to the short point then when the shape is finished, keeping the cutting edge in the cut lift the handle to tuck in the shape".

Now that we have the use of a closed circuit TV system in the woodturning section at the College I suggest we could use it at our next meeting to really analyse how a skew chisel is used to turn a bead.

From the Ed. While I have a copy of BH&E referred to in the article above I cannot find anything by Ernie Newman, sorry.

PRODUCT REVIEW.

GORILLA GLUE.

I should start this by saying that the way this came about was one of the members at Eastern Region contacted me during the last lock down and suggested that I try Gorilla Glue, “available from Bunnings and cheaper than Titebond”, (which I have been using since I started turning).

So, for the last several months I have been trying it out in various applications. These have included laminating woods, interior and exterior applications. They say it will bond with everything, Wood, Stone, Metal, Ceramic, Foam, Glass and more.

The procedure for use is simple, firstly dampen both surfaces to be bonded, secondly spread a thin layer of glue over one surface, and finally clamp for 1 to 2 hours. I have to say it works certainly on timber just as they say it will.


I have found that the bond is very strong and while I have had to clamp Titebond for anything up to 12 hours, Gorilla Glue can go off in as little as half an hour. It does ooze out from the joint and forms what looks like yellow foam. This is easily removed with a flat chisel, as it sets to a blob on the surface.

I made a letterbox for one of the ladies at Kooloora and used Gorilla Glue because of its weather proof properties. I do not think the joints will ever come apart, and once you remove the yellow foam material, the joint seems to be almost invisible.

Costs, Gorilla Glue (236ml) available from Bunnings \$19.90, Titebond III Ultimate Wood glue (237ml) available from Carbatec \$13. Well, it is not cheaper than Titebond, however like all these things, depending on the application it could be a good option, particularly if you want fast gluing times and a weather proof glue.

I would recommend the use of disposable gloves when using this product. Also I would not use it on any item that you intend to put food into. I am not sure of the chemistry involved with it.





THE EPOXY GURU

NSW Distributor of the entire BoatCraft Pacific Range www.BoatcraftNSW.net

(02) 9533 5470

Bote.Cote@optusnet.com.au

NSW Distributor for the entire BoatCraft Pacific Range

Premium Australian Made Products

for all surface coating, filling and gluing and much more.

All the products we sell are sourced through Australian manufacturers where possible and are also designed to be as safe as possible for the consumers safety!

We have products for all sorts of applications from waterproof glues to clear finishes for all situations from pen making all the way to doing river pours.

We pride ourselves on knowing how to use our products that's why we have a company policy "There is no such thing as a silly question"

Just provide your club membership on ordering and you will receive

5% discount for orders under \$100

10% discount for orders over \$100

We are happy to come out to your club upon appointment to talk more about our products and their uses.

CHECK US OUT ON **YOUTUBE**

"The Epoxy Guru – Tips & Tricks"

Hit the big red button to subscribe to our You Tube Channel!

Click the Bell for all Notifications of our latest video uploads



Epox-E-Glue **Purbond**



BOTE COTE
Aus Made and Safe Epoxy Resin



VACCINATION IS NOT A SUIT OF ARMOUR

At the last Guild Meeting the Vice President related the below story to remind everyone to stay alert to Covid. I do not know all the background to this story, but with the New Year upon us I thought it appropriate to mention it.

Tony Ney reminded everyone to stay alert to Covid. He told about a friend who was fully vaccinated who came into contact with another person who was fully vaccinated. This person had tested positive for Covid. Initially Tony's friend felt just a bit tired for a couple of days, but otherwise OK. A week later he is in a Covid ward and not very good. Remember vaccination is not a suit of armour. Wear a mask, wash your hands and stay alert.

When I received my second dose of Astra-Zeneca vaccine my GP made the following comment to me.

"This is not a Suit of Armour, you can still catch Covid, you can still pass it on to others. However, there is a much reduced risk of getting sick or dying." The important words here are "REDUCED RISK". It is unfortunate that thus far we have not got a definitive solution to Covid. News reports every day report advances in vaccination and treatment, but we must still remain alert for ourselves and our loved ones.

Also, I feel that while we should be on our guard, we should not be alarmist about Covid. As the international borders and states open up there is inevitably going to be an increase in Covid cases, hospitalizations and unfortunately deaths. You only have to see what has happened overseas in other countries. Australia has one of the highest vaccination rates in the world, and as I write this vaccines have been approved for children as young as 5 years old. So, stay on guard and stay positive. I believe vaccines are our best defense against Covid.

I know that you and I look forward to the day when we can travel freely again, visit friends without wondering if you or they are spreading Covid. So stay alert, wear a mask and wash your hands – a lot.



Turned Around is the business of Michael Adamietz. As a qualified Furniture Restorer, Upholsterer and Woodturner, Michael gives a second life to furniture for sale and on a commission basis. Set in the countryside surrounded by a Scottish Highland cattle stud, Turned Around has workspaces for woodturning and furniture rejuvenation, and a studio space for displays and workshops.



TURNED AROUND

OPEN WEEKEND



Sat 19 and Sun 20 Feb 2022 | 10am – 4pm

Calling all artists, crafters and lifelong learners!
Ignite an interest and the potential of a new skill.

Be inspired! Showcasing workshops on offer in 2022

Workshops being demonstrated include:

- Furniture Restoration
- Upholstered Drop-In-Seat
- Pyrography
- Japanese Textiles
- Ceramics • Mosaics
- Upholstered Footstool
- Hand Weaving
- Woodturning on the Lathe
- Leadlight Boxes

Plus . Scottish Highland Cattle talks and feedings . Scottish Highland beef sausage sizzle or BYO picnic lunch . Tea, coffee and soft drinks available.

For all inquiries regarding the Turned Around Weekend, Turned Around Open Weekend or Workshops, please phone Michael on 0456856 080 or email

Michael@turnedaround.com.au Cost \$10 Per car. A percentage of moneys collected on the day will be donated to Guide Dogs Australia.

Turned Around Studio | 0456 856 080 | 135 Richards Lane, Joadja | turnedaround.com.au

HUMOR FROM THE SHAVINGS.

McJING

Tools

Engineering & Woodworking

High Speed Steel Tool Bits, Woodturning Chisels, Carbide Changeable Tips, Forstner Bits, CBM Grinding Wheels, Sharpening, Polishing, Lathe Chuck & Accessories, Etc.

454 HUME HIGHWAY. YAGOONA NSW 2199. We are an easy walk from Yagoona Station.

Shop Open: Monday to Friday 9:30 to 4:30, Saturday 9:30 to 12:30

Online Shopping available through our website: www.mcjing.com.au

Email: order@mcjing.com.au OR **TELEPHONE ☎02)9709 8805**




SHALLOW CURVE ROUGHING GOUGE:

3.2 x 20 x 140mm

5.5 x 32 x 230mm

6.3 x 42 x 230mm




CHANGEABLE CARBIDE TIPS & HOLDER SET:

This new holder design features an innovative cross groove along with each interchangeable tip having a molded cross bead to sit properly and stop tip movement. Tips can be rotated 90 degrees multiple times for extra usage. Holder is 10x10x170mm while tips come in 5 sizes: One Round 12mm, One Round 16mm, One 11x11mm Square, One 11x11mm Square with large radius and One Diamond 10x27mm.



CBN GRINDING WHEEL: CBN is Cubic Boron Nitride. Don't have to worry about dressing or shaping like typical aluminum oxide wheels. It's perfect for sharpening HSS turning tools. You will achieve a super fine, sharp edge with polished bevel on either hardened tool steel or carbide. CBN Grinding Wheel are very quiet, produce very little sparks and generate very little heat when sharpening. The steel wheel body with hollow recessing bushing to make it light.



MT.2 THREE STEP BUFFING SYSTEM: A durable wax finish with MT.2 lathe-mounted polishing system. Buffing passes are made with a Tripoli buff (linen wheel), White Diamond buff (linen/flannel wheel), then Carnuba wax (flannel wheel).

The final finish is very similar to multiple coats of lacquer but is softer and much deeper. Including: 3pcs 8" fabric buffing wheels 1pc Tripoli bar, 1pc White diamond bar, 1pc Carnuba wax bar. 1pc MT.2 heavy duty lathe mandrel which holds the buffing wheels. The system requires a lathe with a minimum of 1/2HP. It is recommended that the final piece be pre-treated with Danish Oil.

GUILD ITEMS FOR SALE.

Please see your Guild Representative for prices if you want any of these items.



Guild Cloth Patch



Guild Baseball Cap



Lapel Badge
and Eye.

If there is anything you, or your club wish to sell. Or something

you are

looking for let me know and I am happy to put it into By Hand

FOR SALE BY TENDER – NORTHERN BEACHES.



Woodfast 280 lathe on stand



Nova 3000 on stand



Two steel lathe stands to suit Nova 3000 lathe. Contact Jack or Libby.

WOODTURNING QUIZ

(Answers will be published near the last page).

Acknowledgements

It would be impossible to name all the people who have helped with the quiz over the years, but I thank George Hatfield, Mike Darlow, Terry Martin, Mark Sfirri, Jean-Francois Escoulen, Stephen Hogbin, Simon Priem, Lindsay Skinner, Frank Bollins, Keith Smith, Dick Turner, Bernie Carveth, Col Herbert, Des Lane, Allan Game, Karen Blewden, David Laird, John Ewart, Bernie Axford, Dale Hageman, Richard Raffan, Vic Wood, Bonnie Klein, Robin Wood, Stuart King, Dale Nish, Steve Riley, Phil McNabb, Tony Garbellini and my father, Ernie Newman. Apologies to those I have missed. Ernie Newman.

Now to the Quiz:

FEBRUARY 92 QUIZ

1. If a spindle with a small pin must be mounted on the driving centre it may split. How can it be protected?
2. The following timbers are among the most dense in the world: Mulga, Gidgee, Yellow Box, Cheesewood and Red Ironbark. Which is the exception?
3. By what name are surface coated abrasives commonly known?
4. What moisture content is defined as seasoned under Australian standards: 5-10%, 10-15%, 15-20%, 20-25%?
5. If a piece of furniture is missing a turned leg it is usual to turn a fourth to match the existing three. When the leg is of a certain type it is quicker to turn four new legs. What type?

carbatec
THE HOME OF WOODWORKING

YOUR HOME OF ALL THE BEST WOODWORKING BRANDS



SAVE 15%*

Sydney Woodturners Guild
members **SAVE 15%** on all*
purchases at Carbatec -
The Home of Woodworking!

*Offer excludes gift cards, already discounted items,
Festool, Axiom, Veritas, spare parts & Freight.

Visit our knowledgeable
team in store or call
1800 658 111
to redeem this offer.

BORA

carbatec

CMT

FESTOOL

Kreg

LAGUNA

nova

pfeil SWISS MADE

Robert Porby

ROCKLER
WOODWORKING AND HARDWARE

SawStop

veritas

Visit our knowledgeable team in store or call **1800 658 111**

ADELAIDE

08 8333 3333

BRISBANE

07 3251 1111

HOBART

03 6233 3333

MELBOURNE

03 9594 1111

PERTH

08 9444 1111

SYDNEY

02 9594 1111

AUCKLAND

09 3251 1111

CARBATEC.COM.AU

AROUND THE REGIONS

FROM THE GUILD.

The last Guild Meeting for 2021 was held on Monday 29 November as a Zoom Meeting.

All Regions/Clubs were asked to provide to the Guild Secretary/Treasurer an up to date list of their major assets. This should be done early in the New Year. It should include the item, current value and replacement value. A photo would also be good to have as proof of ownership.

Tony Ney reminded everyone to stay alert to Covid. He told about a friend who was fully vaccinated who came into contact with another person who was fully vaccinated. This person had tested positive for Covid. Initially Tony's friend felt just a bit tired for a couple of days, but otherwise OK. A week later he is in a Covid ward and not very good. Remember vaccination is not a suit of armour. Wear a mask, wash your hands and stay alert.

FROM THE EDITOR – When taking photographs for inclusion in the BH&E please try to put the item on a white, or light coloured background with as much natural light as possible. This will make it come out better in the newsletter. Thank you.

Please remember:

If you send me something for BH&E I will print it. Email: pwmcle@internode.on.net

MENAI REGION.

Guild Report 29 November 2021:

Menai is back to normal operations for fully vaccinated people. This was a requirement of the Men's Shed where they have their Club area.

They held their AGM on 9 November. The following people were elected into the positions indicated.

President – Bill Black

Vice President – Tony Ney

Secretary – Paul Ibbotson

Treasurer – Arthur Walker

Assistant Treasurer – Graham Stokes

Guild Rep – Tony Ney

Affiliated Guild Reps – Robert Lovisa & Bill Black

Public Officer – Bill Black

First Aid Officer – Bob Thompson & Stewart Todd

Safety Officer – Tony Ney

Committee – Keith Allen & Phillippa Biswell

Trainer – Mick Bouchard, Tony Ney & Bill Black

Publicity Officer – Keith Allen

Membership Officer – Paul Ibbotson

Catering Officer – Tony Ney

Woodbag Officer – Norm Lewis

Event Co-ordinator (new position) – Norm Lewis

The group were donated a Hafco WL24 lathe with all its tools, chucks and equipment. They in turn donated it to the Men's Shed. It was gratefully received. Menai are now teaching members of the Men's Shed how to use the machine. Several people have shown interest in learning and the group may even pick up some extra members from the interaction.

They will hold their Christmas Party on Saturday 4 December.

October Theme: “Picture Mirror Frames”.

November Theme: Gavel and Block

NORTHERN BEACHES.

Guild Report 29 November 2021:

They are going to have an Open House and Christmas Party on Saturday 11 December at their shed.

Ian Cocks reported that they have paid for and taken out the extra insurance that they had requested.

The guild requested that they supply a current inventory of their major equipment.

OPEN HOUSE WRAP UP.

Our Open House event took place last Saturday and appeared to be a very successful event. We had 59 visitors and 26 members during the day and of the visitors three signed up as new members. We would particularly like to thank all the Team leaders and their teams for their contribution to making the day successful. Whilst sales were not as good as expected the display of members woodturning talents was admired by the visitors as were the demonstrations of woodturning.

The committee will be conducting a wrap up of the event and request members who were present to contribute any feedback to us to help to make the next event better. We are looking to take part in a Northern Beaches Creative Open event in the New Year which will be widely advertised by Council and extend over a weekend. So any suggestions will be welcome please reply via email to Rob Cole :- robcole@bigpond.com or Lloyd Ross :- lloydross@bigpond.com We will then discuss this with the committee and finalise a report which can be used for future events.

Many thanks to those who took part

Rob and Lloyd



Some Display Items

Show and Tell:

BANKSTOWN REGION.

Guild Report 29 November 2021:

The group has been back for the last month.

Double Vaccinated are welcome. Non vaccinated are not allowed to attend at present. If you have had 1 vaccination you must have a negative Covid Test 3 days before attending.

Currently they have 20 members in the group, with about 12 members attending each day that they are open. Otherwise they are open as normal and it is business as usual.

Show and Tell 6 November 2021:



250mm tall vase



240mm tall vase



220mm tall vase

Ted Batty – 100 plus year old Cypress wood



Ken Morgan – 285mm camphor bowl



305mm jacaranda bowl



245mm red gum bowl



Ken Morgan – 315mm camphor bowl

MACARTHUR REGION.

Guild Report 29 November 2021:

The group also believes they will not be back at the school until 2022.

They have been invited to the local Bunnings Christmas Market on Thursday 9 December. They are trying to organise people to attend this activity.

EASTERN REGION.

Guild Report 29 November 2021:

Since the end of Lockdown the shed has reopened, with the first day being Saturday 30 October. Our shed had a good turnout for our first day back. Memberships and Renewals have started coming in again.

We have sold one of the Hafco Lathes and in its place is an immaculate Record machine. This machine with all its tools and other bits was a gift from Redfern Men's Shed. There were so many tools that we decided to break up the tools into 3 sets. One set for the Record Lathe with 8 tools in the set, one set of 8 tools for Lathe 5 and a set of small specialised tools.

Some adjustments to various machines and equipment has been made as a result.

I have updated our Assets List and forwarded it to the Guild for our insurance.

Currently we have approximately (Current Value) \$15,585.80 and (Replacement Value) \$28,725.65 worth of equipment in the shed.

The group have decided to keep the shed open over Christmas and New Year to give members the maximum time in the shed. Therefore, our Christmas Party will be delayed to 19 December.

The shed will close from Monday 20 DEC 21 to Friday 7 JAN 22 inclusive. Otherwise it will be business as usual.

CURRENT MEMBERSHIP:

Memberships have started moving forward again.

To this date we have 26 active members.

EASTERN REGION SHED ACTIVITIES:

Our group have been asked to help Kooloora Community Centre by cooking a BBQ at the centre on Sunday 28 November from 12PM. This is to help with an Aboriginal Healing Country Day. We will be at this activity.

Eastern has been contacted by Bunnings Eastgardens asking if we would be interested in selling some of our products at a Christmas Market that they are organising on Thursday 9 December. The activity will go from 1830 to 2030. We will be attending this activity.

We are also planning a craft and Art sale at our shed on December 11 and 12. It will start at 1200 and finish at 1600 each day. This will be an opportunity for members and local artists to sell some of their product in the lead up to Christmas.

Finally, our group Christmas Party will be held on Sunday 19 December from 1000 to 1400. After this the shed will close for the 2 weeks of Christmas and New Year.

The shed will reopen on Saturday 8 January 2022 at 1000.

CONCLUSION: We now open again to fully vaccinated members who can prove that they are vaccinated for Covid 19.

Show and Tell 5 December 2021:




Phil McLeod – Potpourri Bowl – Laminated Hardwoods, Bottle Openers and Coffee Scoop Japanese Maple and Blue Gum.



Antonio Imaparato – Inlaid Platters and Clock
Small Acrylic Bowl with timber inlays.



Geoff Cook – Clocks one for Birthday Celebration
One made from off cuts.



Steve Rutherford – Various items, some just decorative. There was some discussion about Timber. Consensus was that it is Casuarina.


Craft and Art Market 11-12 December:



Antonio – with his stall.



Some Members and Partners at the Christmas Party.



Show and Tell 9 January 2022:



Phil McLeod – Fence Pailing Spatulas, Spurtles, Floor Board Pencil Holders and Very large Finger Top.



Mel Dickson – Large Decking Board plinth for Punch Bowl , also showing off his new wood branding iron.



Gerry Brady – various pens and a Wave Bowl with feet.



Roger Borg – First turnings – Pine Rolling Pin
And Red Cedar Pen



Mario Dato – Brass, Aluminium and Threaded Steel
Pens and a previously turned Lidded wooden Box.

SOUTHERN HIGHLANDS REGION.

Guild Report 29 November 2021:

Their Dust Extractor is now installed outside the building making the noise levels much more tolerable.

They have held their first face to face monthly meeting on Saturday 27 November.

Currently they are open every Friday morning. They will be holding their Christmas Party on 4 December. They will shut down for approximately 2 weeks over Christmas and New Year.

October Show and Tell: Cup and Saucer and/or Spoon.

GUILD AFILIATES CALENDER OF EVENTS

BANKSTOWN REGION

Bankstown Region has their shed open on the 1st and 3rd Saturday of each month from 0800 to approximately 1430.

They meet at the Girl Guide Hall, 157 Waldron Street, Chester Hill. 2162.

SOUTHERN HIGHLANDS REGION

Tuesday	Friday	Saturday (By Arrangement)
9 am – 12.30 pm	9 am – 12.30 pm	

Moss Vale Showground, 16 Illawarra Highway, Moss Vale NSW. 2577.

Monthly meeting 4th Saturday of month 11.00am -4.30pm

Committee (meets monthly at time as advised)

The AGM was held on 28th September. The following positions were filled as indicated.

President: Martin Nadas 4862 2268

Vice Pres: Steve Walker

Secretary: Michael Adamietz 0456 856 080

Treasurer: Gerald di Corpo

SYDNEY NORTHERN BEACHES WOODTURNERS

**The Sydney Northern Beaches Woodturners are located at the
Girl Guide Hall, Forrestville Avenue, Forrestville, 2087. (near the Scout Hall).**

Note: Due to traffic issues around Forrestville times have changed as per below.

Tuesday and Friday (10:00 to 4:00PM), Saturday (8:30 to 4:00PM),

Wednesday night Classes at Instructors discretion.

Meetings and Demonstrations are held on the third Saturday of each Month.

Secretary: Barry Brown 0424 525 370

MENAI REGION WOODTURNERS DATES 2019.

Men's Shed at Barden Ridge (100metres down on right from Golf Driving Range) 5:30PM to 8:30PM	Men's Shed at Barden Ridge (100metres down on right from Golf Driving Range) 5:30PM to 8:30PM
2nd Tuesday of the month	4th Tuesday of the month

EASTERN REGION CALENDAR DATES.

Shed Openings are at 169 Bilga Crescent, Malabar.

Our Shed is open Saturday from 1000 to 1600, can be extended if necessary.

The group meets on the first Sunday of the month for an administrative meeting, BBQ lunch and "Show and Tell".

MACARTHUR REGION WOODTURNERS

The Macarthur Region Woodturners meet on the last Sunday of each month.

From 9:30AM to 2:30PM.

At the Robert Townson High School, Shuttleworth Avenue, (enter off Spitfire Drive), Raby.
2566.

REGION CONTACTS:

Macarthur:	Paul Kruss 0417757877
	Ian Cocks 0410159180
Southern Highlands:	Michael Adamientz 0456 856 080
Bankstown:	David King 0424 188 857
Menai:	Bill Black 0401701327
Northern Beaches:	Rupert Linn 0422 111 060
Eastern:	Mario Dato 0419 404 405
	Antonio Imparato 0408 550 678
	Philip McLeod 0418 267 096

QUIZ ANSWERS

FEBRUARY 92 QUIZ ANSWERS

1. Slip a ferrule over the pin and file notches in it to receive the prongs of the driving centre. Remove when turning is completed. Alternatively a timber block could be drilled to slip over the pin or the pin could be held in a jacobs chuck.
2. Cheesewood. When seasoned the others all weigh over one tonne per cubic metre. This is heavier than water.
3. Sandpaper.
4. 10-15%. Moisture content varies slightly with the seasons but in Sydney it ranges from 14-15% and is usually about 12% indoors. It is lower in air conditioned buildings.
5. Cabriole legs. The first centre mark in the foot of a cab leg is usually turned away when the job is mounted on the second centre. It would take a lot of trial and error to determine it's exact position so it is quicker to turn four new legs.

Find us on the web at: www.sydneywoodturners.com

www.youtube.com search Sydney Woodturners Guild

www.facebook.com search Sydney Woodturners Guild

All By Hand & Eye articles go to byhandandeye@gmail.com

Submissions for By Hand and Eye must be in 3 weeks before the
Guild Meeting.

Submissions are best in Microsoft Word format.

Mail:

Secretary

Sydney Woodturners Guild Inc.

2 Docharty Street Bradbury NSW 2560

*The Guild acknowledges and thanks George Hatfield for the use of
his Candlestick design as the Guilds Logo.*

DISCLAIMER

By Hand & Eye is a newsletter produced for the
Sydney Woodturners Guild INC.

Any opinions, views or articles published are not
necessarily those of the committee.

Although every care is taken in preparing By Hand
& Eye the committee cannot accept responsibility or
liability for any errors or omissions.



The Guild wishes every member and their family a
Happy New Year.