

BY HAND & EYE



THE OFFICIAL NEWSLETTER OF THE SYDNEY WOODTURNERS GUILD INC.

February 2022 / March 2022



REPLICA GUILD CANDLE STICK MADE BY ALEX BENDELI

The Guild acknowledges and thanks George Hatfield for allowing the use of his Candlestick as the Guild's Logo.


THE GUILD COMMITTEE FOR 2021 / 2022

PRESIDENT	PHILIP MCLEOD
VICE PRESIDENT	TONY NEY
SECRETARY	IAN COCKS
TREASURER	IAN COCKS
MEMBERSHIP SECRETARY	KEN SULLIVAN
EDUCATION OFFICER	WARREN RANKIN
EVENT COORDINATOR	TONY NEY
ASSISTANT EVENT CO - ORD	DAVID KING
EDITOR NEWSLETTER	PHILIP MCLEOD

Committee members 2021 /2022

Kevin Santwyk	96448366	Bankstown
David King	0424188857	Bankstown
Mario Dato	0419404405	Eastern
Phil McLeod	0418267096	Eastern
Bill Black	0401701327	Menai
Tony Ney	95200634	Menai
Alex Bendeli	02-94161976	Northern Beaches
John Cottle	02-99052107	Northern Beaches
Gordon Scott	0403088488	Northern Beaches
Michael Adamietz	0456856080	Southern Highlands
Paul Kruss	0417757877	Macarthur
Ian Cocks	0410159180	Macarthur
Michael Twemlow	02-46284670	Macarthur

MARCH MESSAGE FROM THE PRESIDENT.



“All we have to fear is fear itself”

Franklin D Roosevelt inauguration speech 1933.

The above words were spoken in a world that had been through a World War, followed by the Spanish Flu and had just entered the Great Depression. Quite a combination! FDR would go on to lead the USA out of the Depression and through World War 2.

The phrase is often attributed to FDR but in various forms and languages it goes back much further. In fact, it can be traced back to the 1600's.

So, what does it mean? Well, one interpretation would be that we should not let fear stop us from doing a particular activity. Fear is normal and acts as a self-preservation mechanism, but we should not let it rule our lives.

This does not mean that we should be fool hardy. One of my personal heroes, Dick Smith, refers to sensible risk taking. Something he has done in his business and private life. When starting a new business, or flying a helicopter around the world or to both poles there is always an element of risk and therefore, some fear.

If he had let the fear stop him, he would not have started Dick Smith Electronics, flown around the world, to both poles or started Australian Geographic. The world would be a poorer place. So, what did he do about the fear? He eliminated the risk as much as possible. He made sure that he had the right equipment and had safety measures in place in case the worst happened. He did not stop because of the fear.

So why have I brought this subject up. Because I have noticed a worrying attitude from a number of guild members. Namely they are so worried about Covid that they have stopped doing the things that they enjoy most. Instead of minimizing the risk and moving forward they are locking themselves away. They are losing contact with friends and even relatives. This is fear in control.

This is when, at the time of writing, Covid cases are decreasing and hospitalizations are decreasing.

So how do we minimise the risk of getting Covid. Well, it is fairly simple, get vaccinated, be alert, wear a mask (helps to keep wood dust out too), and wash your hands frequently and keep your distance from others. Also stay positive. An Eastern member got Covid and survived with very little problem. He was vaccinated and is over 80 years young.

So, until next time, to quote a previous Guild President “Keep the Lathes turning”, and have fun and PLEASE, look after yourselves and each other.

Philip McLeod

(PHILIP MCLEOD)
PRESIDENT

GUILD CALENDAR OF EVENTS 2022/2023.

Guild meetings take place at the Girl Guide Hall, 157 Waldron Street, Chester Hill. 2162.

The Guild meets on the last Monday of every second month i.e. January, March, May, July, September and November.

Meetings start at 1830, (6:30PM) and finish at 2100, (9PM) at the latest.

All members of the Guild are welcome to attend, but only 1 elected representative can vote at these meetings. This is to ensure that no one region can "out vote" the smaller regions. Everyone has an equal say in how the Guild is run.

The following dates are significant for the Guild:

The Timber Tools and Artisans Show is definitely on for Friday 10 to Sunday 12 June at Rosehill Race Course. Anyone wanting to display their wares, assist with the set up and dismantle and provide supervision during the show please contact Tony Ney directly. His phone number is on the second page of this newsletter.

2022

Macarthur Region will be 29 Years young first meeting held 1993

Tuesday 15 March Menai Region is 28 Years young

[25-26 March – Deliver Item/s to the show](#)

Monday 28 March GUILD MEETING

Sunday 3 April Daylight Saving Ends – Clocks back 1 hour.

[Wednesday 6 April – Arts and Crafts Preview](#)

8 - 19 APRIL ROYAL EASTER SHOW 200 YEARS (1822 – 2022).

Tuesday 12 April Eastern Region is 16 Years young (meetings before this date. This is date of Incorporation)

Saturday 16 April Southern Highlands is 28 Years young

Friday 15 April to Monday 18 April EASTER

[22-23 April – Collect item/s from the Show.](#)

Monday 25 April ANZAC DAY

Monday 30 May GUILD MEETING

Friday 10-Sunday 12 June TIMBER, TOOLS and ARTISANS SHOW – Rose Hill Race Course

Monday 13 June Queens Birthday

[Thursday 30 June GUILD MEMBERSHIPS DUE](#)

Monday 4 July Guild is 39 Years young

Monday 25 July GUILD MEETING

Thursday 4 August Bankstown is 32 Years young

Saturday 17 September Northern Beaches, (then Peninsula Region) is 29 Years young

Monday 26 September **AGM and GUILD MEETING**

Sunday 2 October Daylight Saving Starts – Clocks forward 1 hour.

Monday 3 October Labour Day

Monday 28 November GUILD MEETING

November entries open for the 2023 Easter Show.

2023

Macarthur Region will be 30 Years young first meeting held 1993

Thursday 26 January Australia Day

Monday 30 January GUILD MEETING

February – Royal Ester Show Entries Close

Wednesday 15 March Menai Region is 29 Years young

March – Deliver Item/s to the show

Monday 27 March GUILD MEETING

Sunday 2 April Daylight Saving Ends – Clocks back 1 hour.

April – Arts and Crafts Preview

APRIL ROYAL EASTER SHOW

Wednesday 12 April Eastern Region is 17 Years young (meetings before this date. This is date of Incorporation)

Sunday 16 April Southern Highlands is 29 Years young

Friday 7 April to Monday 10 April EASTER

April – Collect item/s from the Show.

Tuesday 25 April ANZAC DAY

Monday 29 May GUILD MEETING

Date TBA TIMBER, TOOLS and ARTISANS SHOW – Venue TBA

June Queens Birthday

Friday 30 June GUILD MEMBERSHIPS DUE

Tuesday 4 July Guild is 40 Years young

Monday 31 July GUILD MEETING

Friday 4 August Bankstown is 33 Years young

Sunday 17 September Northern Beaches, (then Peninsula Region) is 30 Years young

Monday 25 September **AGM and GUILD MEETING**

Sunday 2 October Daylight Saving Starts – Clocks forward 1 hour.

Monday 2 October Labour Day

Monday 27 November GUILD MEETING

BH&E Closure Dates for Article Submission.

2022		2023	
	18 JULY	19 JANUARY	20 JULY
	19 SEPTEMBER	16 MARCH	14 SEPTEMBER
23 MAY	21 NOVEMBER	18 MAY	16 NOVEMBER

2022 marks 200 years of The Royal Easter Show (1822 – 2022).

OLD COPIES OF WOODTURNER NEWS/BY HAND and EYE STILL NEEDED.

The last 3 missing editions are:

Anything from **September 1983, 3/84 (May/June), 6/84 (November/December).**

So, please check with friends, under beds, in old boxes and see if you have any of these old copies. It would be appreciated.

THE EDITOR Phone 0418 267 096 Email: pwmcle@internode.on.net

To find the old copies just go to the Newsletter tab, then just go back through the copies to find the one you are interested in.

HARE & FORBES

"Setting the standard for Quality & Value"

MACHINERYHOUSE

THE WOOD WORKER'S CHOICE!



CNC Machinery	Metal Working	Sheet Metal Fabrication	Wood Working	Workshop & Automotive	Lifting Handling	Cutting Tools	Machine Tool Accessories	Measuring Equipment
---------------	---------------	-------------------------	--------------	-----------------------	------------------	---------------	--------------------------	---------------------

HEX KEYS SET

Metric Hex Keys Ball Point Extra Long Industrial Series

- Metric Set - 9 Piece
- 1.5 - 10mm



Order Code: H810

\$38.50



Imperial Hex Keys Ball Point Extra Long Industrial Series

- Imperial Set - 9 Piece
- 1/16" - 3/8"



Order Code: H811

\$38.50



Torx® Keys Extra Long Industrial Series

- Torx® Set - 9 Piece
- T10 - T50



Order Code: H812

\$38.50



WT-8 - HSS Wood Turning Tools 8 Piece Set

- High speed steel
- 15mm & 26mm skewers
- 7mm & 14mm spindle gouges
- 14mm & 16mm parting & beading
- 24mm roughing gouge
- 15mm domed scraper



Order Code: W301

\$132

CHS4S - HSS Wood Turning Tools

- 4 Piece set
- Includes 3/4" roughing gouge, 3/8" spindle gouge, 1/4" deep bowl gouge, 1/8" one-handed parting



Order Code: W3034

\$154

WT-6 - HSS Wood Turning Tools 6 Piece Set

- High speed steel
- 12mm Deep Bowl Chisel - Long Handle
- 24mm Roughing Gouge
- 24mm Oval Skew
- 19mm Domed Scraper
- 5mm Parting & Beading
- 9mm Spindle Gouge



Order Code: W302

\$143

UTS-1 - Universal Tool Stand

- 200kg load capacity
- 335 x 590 top
- 770mm height



Order Code: W810

\$66

PSK5 - Safety Push Blocks & Stick Set

- 5 piece set
- 2 x 150mm push block with foam base
- 405mm long push block with foam base
- 19mm wide V-notch push stick
- 215mm saw guide



Order Code: W309

\$29.70

MBW-2 Mobile Base

- 2 wheels with lever action lift
- Min: 279 x 279mm
- Max: 1295 x 482mm



Order Code: W930

\$132

DC-2 Dust Collector

- 500cfm LPHV system
- Quick action clamps
- 1hp, 240V motor



Order Code: W332

\$297

DK-2 - Wood Dust Accessory Kit

- 2 x (3m x Ø100mm hose)
- 10 x hose clamps
- 2 x shut-off valves
- 1 x 558mm wide floor sweeper, table saw hood, universal dust hood, 150mm dust hood & "Y" connector



Order Code: W344

\$176

cs-55 - Circular Plunge & Mitre Cut Saw Package Deal

- 160mm saw blade
- 45° tilt saw head
- 1.2kW/1.6hp, 240V
- Includes guide rail, clamps & stops



Order Code: W874

\$352

SAVE \$37.40 off RRP

Deco XL - Variable Speed Scroll Saw

- 406mm throat capacity
- Tilting table 0-45°
- Variable blade speeds
- 125W / 240V motor
- Includes LED light, air blower, flexidrive shaft with chuck & 64 piece sanding kit



Order Code: W350

\$319

PGS-XL - Scroll Saw Accessory Kit

- Accessory kit enabling a wide variety of applications such as engraving, carving, cutting, sanding & polishing
- Suit Deco XL or Deco Flex Scroll Saws
- Also suits A043 Die Grinder (Note 1/8" Collet needed)



Order Code: W348A

\$38.50

BP-310 Wood Band Saw

- 305 x 165mm capacity
- Cast iron table tilts 45°
- LED lighting
- 0.75kW / 1hp 240V



Order Code: W952

\$979

WL-46A - Electronic Variable Speed Wood Lathe

- Ø462 x 1194mm turning capacity
- Electronic speeds 100-3200rpm
- Cast iron bed, head and tailstock
- 1.5kW/2hp, 240V motor
- Includes faceplate, drive & live centres, toolrest & stand



Order Code: W387

\$2,695

UNIQUE PROMO CODE

HAE0422

ONLINE OR INSTORE!

COMPETITIVE FREIGHT RATES!

*DELIVERED TO YOUR DOOR



Simple & Quick Online Freight Rate Check!

*Remote areas may require depot collection in your town

VIEW AND PURCHASE THESE ITEMS ONLINE AT

www.machineryhouse.com.au/HAE0422

SYDNEY
(02) 9890 9111

BRISBANE
(07) 3715 2200

MELBOURNE
(03) 9212 4422

PERTH
(08) 9373 9999

Specifications & Prices are subject to change without notification. All prices include GST and valid until 31-05-22.

02_HAE_200322

The Story of the Humble Clamp

From Timbecon Advertising 15/10/21

What can you say about clamping? Clamps are just clamps, right? I don't think so! Clamping / holding your work is one of the most fundamental processes for the woodworker. Think of a single session in your workshop when you haven't reached for some sort of clamp or work holding device. And how many times have you thought – "hmmm, I wish I had a clamp that would do that." Not convinced? let's briefly review the story of the humble clamp.

Gluing up

Gluing Up. This is the most obvious, supercritical and dynamic step in the woodworking process. It's the cool part because it means you are getting closer to actually building a thing. It's also a time when you need to have plenty of clamps that work and are ready to go in case things get ugly. Somehow it never seems to go together the same way as in the dry run.

Holding your job on a work surface

Imagine if you could never pin stuff to the bench flat again. This is the stuff of nightmares! Whether you want to belt sand an edge, rout a profile, take a blow with the number 7 or clean out a trench, being able to hold work securely down on the bench is more than a must-have.

Holding your job in a vice

Want to hold something at just the right height and on an angle. A rock-solid bench vice is what you need. They come in many forms both for wood and metal. Usually, you need three. Yes, three. One for metal, one for the day to day and one to crack bush nuts.

Holding your job in a jig

And for the riskiest tasks of all. Clamps for holding your job in a jig. In a certain way as you present it to the spinning blade. It must not slip, it must let go, it must also be super easy to move and refix. You can burn a lot of time on jigs if you don't have the right clamping kit available.

Timbecon – masters of the clamping world

FROM THE HISTORY FILES

By Hand and Eye October 2006

DO IT THE WAY YOU LIKE IT.

When I was a little boy, fifty years ago, my family lived in a flat in a three story building in Baghdad, Iraq. The ground level of that building was variety of shops ranging from small grocery to car smash repairing. An open fronted shop was occupied by a cabinet maker, where I spent a lot of time standing in front of the shop watching him and his brother, with deep interest, doing their woodworking. His brother was specialized in turning table and chair legs.


The lathe was very primitive and made entirely of timber except its two dead centers. To operate it, the woodturner used to drop it flatly on the ground without a stand. He had to sit on his buttocks on the ground and he had to be bare footed. He had to use all his limbs at the same time to do turning. He laid his right foot over the lathe to prevent it from moving and rested the left one on the tool rest squeezing a tool between two of his toes to shift it left and right, so it worked like car screen wipers. And that was why he had to be bare footed. With his left hand he controlled the skew, which was his only tool. With his last limb, the right hand, he pulled a bow forward and backward to turn the timber by a string tied to its ends and twisted around the turning object. With all that complicated operation I was amazed by his art and production speed. At that age and time I thought that was the only way to turn wood, until the master bought his brother a modern electric lathe to lift some burden off his brother.

But the unexpected happened. The first time that woodturner used the new lathe was the last time as well. Simply because he could not handle it. He kept turning in his own way leaving the modern lathe untouched collecting layer after layer of dust.

This story could be a source of laughter but at the same time could be a reminder for some of us about what happens when we change onto a high technology machine.

So do it the way you like it, as long as it gives you the same result. When I asked that man, fifty years ago, why he stopped using the new lathe, he said " that's the way I like it". Sam Shakouri

The ED: The same could be said about the look and finish of the items you make. Some like chunky, some like thin, some like high gloss and some like matte. It is all in the eye of the beholder. So, make it the way YOU like it.



THE EPOXY GURU

NSW Distributor of the entire BoatCraft Pacific Range www.BoatcraftNSW.net

(02) 9533 5470

Bote.Cote@optusnet.com.au

NSW Distributor for the entire BoatCraft Pacific Range

Premium Australian Made Products

for all surface coating, filling and gluing and much more.

All the products we sell are sourced through Australian manufacturers where possible and are also designed to be as safe as possible for the consumers safety!

We have products for all sorts of applications from waterproof glues to clear finishes for all situations from pen making all the way to doing river pours.

We pride ourselves on knowing how to use our products that's why we have a company policy "There is no such thing as a silly question"

Just provide your club membership on ordering and you will receive

5% discount for orders under \$100

10% discount for orders over \$100

We are happy to come out to your club upon appointment to talk more about our products and their uses.

CHECK US OUT ON **YOUTUBE**

"The Epoxy Guru – Tips & Tricks"

Hit the big red button to subscribe to our You Tube Channel!

Click the Bell for all Notifications of our latest video uploads



Epox-E-Glue **Purbond**



BOTE COTE
Aus Made and Safe Epoxy Resin



SLEEP DISORDERS

(Extracted from 13th Edition of “Information Booklet” by Sleep Disorders Australia)

EXCESSIVE DAYTIME SLEEPINESS has a significant impact on quality of life. People with daytime sleepiness struggle with social, academic and work demands, they are at risk of motor vehicle and workplace accidents and generally have poorer health than comparable adults.

Accurate diagnosis is important, not only because of the negative impacts of sleepiness and its root causes on health and social function but because excessive sleepiness is generally remediable with appropriate treatment. See your doctor for help.

SLEEP APNEA occurs when the airway in the throat collapses during sleep reducing airflow or completely blocking the airway. This disrupts sleep and reduces oxygen supply to vital organs. Severe sleep apnea affects about 5% of adults. Fortunately, effective treatment is available and once treated the person with sleep apnea can lead a normal healthy life.

In many people sleep apnea results from being overweight. If this is the case, losing weight may help or even cure the apnea (as well as reducing the risk of cardiovascular disease, high blood pressure and diabetes). Seek medical advice from your doctor.

INSOMNIA is a common and distressing difficulty in falling asleep, going back to sleep, or waking too early.

There are many different causes of insomnia. Some medical conditions may cause insomnia, particularly pain chronic respiratory problems, or other sleep disorders. Some medications such as blood pressure tablets or asthma medication, as well as substances like caffeine, nicotine and alcohol may trigger insomnia or make it worse. Psychiatric conditions such as depression and anxiety are common in causing insomnia. Other precipitating factors such as illness, loss, death of a family member/friend, financial stresses, work and relationship issues may be factors. Even when these triggers are no longer present, or reduced at least to some extent, the insomnia can continue. Insomnia can be a vicious cycle, in that the more you worry about not sleeping, the harder it is to get to sleep.

Just as there are many causes for insomnia, there are many treatments, but in most people the insomnia will get better by itself. If it persists, ask your doctor for a referral to a psychologist, a certain number of sessions with a sleep psychologist are subsidised by Medicare.

- Reduce the time you spend in bed instead of compensating for poor sleep by giving yourself more time to fall asleep or go back to sleep, because that behaviour leads to even worse sleep. Keeping the same getting up time will help re-set your brain clock.
- Get up and go to another room if you are unable to go to sleep or go back to sleep within about 15 minutes. Read or listen to music in a dim light, and when feeling less tense and more comfortable, go back to bed and “let yourself go”. You MAY need to do this a number of times a night until you get your sleep back into a better pattern
- If there is an underlying medical condition that is contributing to the insomnia, get help from your doctor.

NARCOLEPSY is an uncommon but very debilitating neurological sleep disorder characterised by a combination of symptoms, differing in the combination and severity, but generally:

- Drowsiness during the day, tiredness, lack of energy, exhaustion, or a combination of these either continuously or at various times throughout the day. Sometimes sleepiness occurs so suddenly and with such overwhelming power that it is referred to as a “sleep attack” which may be as short as a minute or as long as an hour. The sufferer wakes up refreshed and be alert.
- Cataplexy which is the sudden loss of muscle function which can be as severe as a collapse, or just a weakness in the knees, jaw or facial muscle, droop or possibly inability to speak clearly

There is no cure for narcolepsy but some symptoms can be managed with medicines and lifestyle changes. Seek medical advice urgently before you have or cause an accident.

Disclaimer: This article is not intended, nor should it be read, as medical advice. It is merely in-formation to be used in recognising and responding to some symptoms and if in any doubt, medical advice and attention should be sought.

HUMOR FROM THE SHAVINGS.

McJING

Tools

Engineering & Woodworking

High Speed Steel Tool Bits, Woodturning Chisels, Carbide Changeable Tips, Forstner Bits, CBM Grinding Wheels, Sharpening, Polishing, Lathe Chuck & Accessories, Etc.

454 HUME HIGHWAY. YAGOONA NSW 2199. We are an easy walk from Yagoona Station.

Shop Open: Monday to Friday 9:30 to 4:30, Saturday 9:30 to 12:30

Online Shopping available through our website: www.mcjing.com.au

Email: order@mcjing.com.au OR **TELEPHONE ☎(02)9709 8805**




SHALLOW CURVE ROUGHING GOUGE:

3.2 x 20 x 140mm

5.5 x 32 x 230mm

6.3 x 42 x 230mm



CHANGEABLE CARBIDE TIPS & HOLDER SET:

This new holder design features an innovative cross groove along with each interchangeable tip having a molded cross bead to sit properly and stop tip movement. Tips can be rotated 90 degrees multiple times for extra usage. Holder is 10x10x170mm while tips come in 5 sizes: One Round 12mm, One Round 16mm, One 11x11mm Square, One 11x11mm Square with large radius and One Diamond 10x27mm.



CBN GRINDING WHEEL: CBN is Cubic Boron Nitride. Don't have to worry about dressing or shaping like typical aluminum oxide wheels. It's perfect for sharpening HSS turning tools. You will achieve a super fine, sharp edge with polished bevel on either hardened tool steel or carbide. CBN Grinding Wheel are very quiet, produce very little sparks and generate very little heat when sharpening. The steel wheel body with hollow recessing bushing to make it light.



MT.2 THREE STEP BUFFING SYSTEM: A durable wax finish with MT.2 lathe-mounted polishing system. Buffing passes are made with a Tripoli buff (linen wheel), White Diamond buff (linen/flannel wheel), then Carnuba wax (flannel wheel).

The final finish is very similar to multiple coats of lacquer but is softer and much deeper. Including: 3pcs 8" fabric buffing wheels 1pc Tripoli bar, 1pc White diamond bar, 1pc Carnuba wax bar. 1pc MT.2 heavy duty lathe mandrel which holds the buffing wheels. The system requires a lathe with a minimum of 1/2HP. It is recommended that the final piece be pre-treated with Danish Oil.

GUILD ITEMS FOR SALE.

Please see your Guild Representative for prices if you want any of these items.



Guild Cloth Patch



Guild Baseball Cap



Lapel Badge

If there is anything you, or your club wish to sell. Or something you are looking for let me know, I am happy to put it into By Hand and Eye.

WOODTURNING QUIZ

(Answers will be published near the last page).

Acknowledgements

It would be impossible to name all the people who have helped with the quiz over the years, but I thank George Hatfield, Mike Darlow, Terry Martin, Mark Sfirri, Jean-Francois Escoulen, Stephen Hogbin, Simon Priem, Lindsay Skinner, Frank Bollins, Keith Smith, Dick Turner, Bernie Carveth, Col Herbert, Des Lane, Allan Game, Karen Blewden, David Laird, John Ewart, Bernie Axford, Dale Hageman, Richard Raffan, Vic Wood, Bonnie Klein, Robin Wood, Stuart King, Dale Nish, Steve Riley, Phil McNabb, Tony Garbellini and my father, Ernie Newman. Apologies to those I have missed. Ernie Newman.

Now to the Quiz:

- 1/ How can the dust which clogs a sanding disk be quickly removed?
- 2/ Scrapers are often not honed but used straight from the grindstone. When is it most important to hone them, with very hard, or very soft, timbers?
- 3/ Sydney Blue Gum, Tallowwood, Huon Pine and Teak are all naturally oily except for one, which one?
- 4/ What is a dead tailstock centre?
- 5/ When is a dead tailstock centre preferred over a revolving tailstock centre?

carbatec
THE HOME OF WOODWORKING

YOUR HOME OF ALL THE BEST WOODWORKING BRANDS



SAVE 15%*

Sydney Woodturners Guild
members **SAVE 15%** on all*
purchases at Carbatec -
The Home of Woodworking!

*Offer excludes gift cards, already discounted items,
Festool, Axiom, Veritas, spare parts & Freight.

Visit our knowledgeable
team in store or call
1800 658 111
to redeem this offer.

BORA

carbatec

CMT

FESTOOL

Kreg

LAGUNA

nova

pfeil SWISS MADE

Robert Porby

ROCKLER
WOODWORKING AND HARDWARE

SawStop

veritas

Visit our knowledgeable team in store or call **1800 658 111**

ADELAIDE

08 8333 3333

BRISBANE

07 3251 1111

HOBART

03 6233 3333

MELBOURNE

03 9594 1111

PERTH

08 9444 1111

SYDNEY

02 9594 1111

AUCKLAND

09 3084 1111

CARBATEC.COM.AU

AROUND THE REGIONS

FROM THE GUILD.

The last Guild Meeting for 2021 was held on Monday 31 January as a Zoom Meeting.

It was great to see a representative from each region/club present.

As at 31 JAN 22 the Guild has \$12747.66 in the bank. The Guild has paid the prize money for the Royal Easter Show to the RAS and is currently debt free.

We will not be demonstrating at the Easter Show. A decision on TT&A Show will be made closer to the time.

There was discussion on better protective shields for the demonstration lathes. Currently we use the wire shields from Bankstown. Macarthur are willing to allow the use of their Perspex shields into the future.

Members who wish to pay memberships directly to the guild can do so. However, it is preferred that you work through your own region/club where possible.

FROM THE EDITOR – When taking photographs for inclusion in the BH&E please try to put the item on a white, or light coloured background with as much natural light as possible. This will make it come out better in the newsletter. Thank you.

Please remember:

If you send me something for BH&E I will print it. Email: pwmcle@internode.on.net

MENAI REGION.

Guild Report 31 January 2022:

There has not been much to report. The Christmas Party went well.

The January meetings were cancelled due to fears about the current Covid outbreak.

The next scheduled meeting will be 8 February and this will be a competition meeting to make up for the cancelled January meeting.

There will also be a March judging to help make up for the missed meetings.

NORTHERN BEACHES.

Guild Report 31 January 2022:

Northern Beaches has been closed over the Christmas and New Year period. They will reopen on Tuesday 1 February. Please see the notes at the end of the newsletter for the changed opening times.

Northern Beaches has a Bunnings BBQ on 19 March.

NEWS FLASH: Northern Beaches advise that their Monthly Meeting Day has now changed to the third Sunday of the month. Meeting starts at 9AM.

Show and Tell February 2022: After all the COVID 19 disruptions of 2021 it was a real experience, and a great pleasure, to have our first "Show and Tell" for 2022. Meg controlled the event with her usual excellent good humour!!



Tony Vidler: Tony showed examples of his skill with a Vermec Sphere Jig. The spheres were made from an assortment of hardwoods. When perfectly balanced and true, the spheres are capable of simultaneous rotation on the surface of a turned “collection” plate.



Jenny Talbot: Jenny explained her challenges when turning this winged bowl. The wood was unknown, but consensus was that it may be Teak.



Tim MacGregor: This small Rosewood bowl is finished in “Aussie Oil”. Tim commented on the way the polish converts “like magic” the pale colour of the raw timber into the rich reddish finish of the Rosewood.



Barry Brown: We have heard a lot, in recent weeks, about “RATS” however not this rather attractive Banksia cone specimen. In keeping with the Banksia theme, Barry also displayed his recent Valentine’s Day gift for Gai, complete with a ubiquitous red rose.



Meg Webster: Expertise in all things petite keeps being demonstrated! This miniature bird house complete with feathered inhabitant is accompanied by a miniature hardwood duck.



Gorgi Armen: "When ingenuity is needed Gorgi always has the most practical answer". Gorgi described in detail how this large Jacaranda Urn was turned and hollowed. The external grooves on the body of the Urn were in perfect alignment to those on the lid he explained how he used High Speed Steel Forstner woodworking boring wood hole saw cutter drill bit for the initial hollowing.



Alex Bendeli: Made from a red gum burl initially hollowed by a small chain saw blade and spectacularly finished in multi (5) coats of British Paint Clear Gloss. Note the "step insert" for effect around the top edge. Alex also showed his "platform" to hold items for spray finishing as well as some 'Paint Pyramids' used to support objects when spray painting.

BANKSTOWN REGION.

Guild Report 31 January 2022:

Currently they will remain closed until 5 March. An assessment will be made closer to that date as to whether they will reopen then or not.

Currently they have 20 members in the group.

During the 2nd School Term they will be hosting a local youth group of about 6 young people to teach them some turning skills over a 6 week period. All necessary insurance and covid requirements will be checked before commencing the activity. They will keep the Guild informed.

MACARTHUR REGION.

Guild Report 31 January 2022:

The group remains closed until the school notifies them that they can return.

They have been invited to attend the Camden Show again this year in April.

NEWSFLASH: WE ARE REOPENING 27 MARCH!

EASTERN REGION.

Guild Report 28 March 2022:

The safety switch for the Record Lathe is now completed, thanks to Bill Papalexioiu.

Through Jane we are still working through NDIS to try and get a Sit Down Lathe Stand for the shed.

Due to unforeseen circumstances Catherine's chainsaw will not be available to the group. The meeting approved the purchase of a small electric chainsaw.

Water leaking into the shed continues to be a problem and with the continued heavy rain over the last couple of months the problem is getting worse. It was decided to appoint a person to oversee the maintenance of clearing out the roof and ground gutters. Mario Dato volunteered to undertake this task.

The group Secretary, Charles George, announced that he will not stand for re-election at the next AGM. This is due to a plan to move north to Brisbane to be closer to family.

Phil McLeod was reimbursed for the purchase of a Vicmarc VL100 lathe, which came on its proper stand.

The group voted Life Membership of the region to Philip McLeod for long term services to the group. Mr. McLeod initially refused this honor. However, he was told that the decision had already been taken and it was unanimous. He graciously then accepted.

Tentative approval has been given to build a platform at the rear of the shed for the Dust Extractor. Ultimately we would like to build a small tin shed on the platform to permanently house the unit.

Current Membership:

To this date we have 33 active members.

Eastern Region Shed Activities:

The group has been invited by Bunnings to attend a "Big Easter Brunch" on Saturday 2nd April from 9am to 12pm. It will be a chance to sell some excess product and put us out into the community. The group has decided to attend this function.

We have also been invited by Kooloora and our local member to host a stall at Souths Juniors on Monday 4 April from 10am to 12pm. The group has decided to attend this function.

Conclusion: We are having a VERY busy start to this year. We think everyone is trying to catch up after the last 2 years.

Show and Tell 6 February 2022:



Graham Tilly – Box with Flying Pig



Philip McLeod – Iron Bark Flying Saucer, Kauri & Spotted Gum Potpourri container



Gerry Brady – Lane wood Candle Sticks



Catherine Ritter – Pepper Mills Camphor Laurel tops, dyed bases



Bridey Martin – First Pine laminated bowl displaying Different grain



Mel Dickson – laminated Pine bowl displaying different colours



Antonio Imparato – Coffee Table – Timber is unknown.
Finish is Jarrah stained varnish with glass top.



Situo Wang - Small Platter – timber unknown
Friction Polish finish.

Show and Tell 6 March 2022:



Antonio Imparato – various pens, a clock
and a small platter all Lane Wood.




Mel Dickinson – small bowl Red Cedar
oil finish.



Philip McLeod – Scalloped Edge Bowl
Pine with brush Estapol finish.



Kim Rudder – Small Pot – Banksia Integrifolia – from tree that fell
Near Maroubra shops. Wood is soft and open but difficult to turn on
the inside.



SOUTHERN HIGHLANDS REGION.

Guild Report 31 January 2022:

They held their first meeting for 2022 on Friday 28 January.

Currently they are open every Friday morning.

Their Christmas Party went well.

GUILD AFILIATES CALENDER OF EVENTS

BANKSTOWN REGION

Bankstown Region has their shed open on the 1st and 3rd Saturday of each month from 0800 to approximately 1430.

They meet at the Girl Guide Hall, 157 Waldron Street, Chester Hill. 2162.

SOUTHERN HIGHLANDS REGION

Tuesday	Friday	Saturday (By Arrangement)
9 am – 12.30 pm	9 am – 12.30 pm	

Moss Vale Showground, 16 Illawarra Highway, Moss Vale NSW. 2577.

Monthly meeting 4th Saturday of month 11.00am -4.30pm

Committee (meets monthly at time as advised)

The AGM was held on 28th September. The following positions were filled as indicated.

President: Martin Nadas 4862 2268

Vice Pres: Steve Walker

Secretary: Michael Adamietz 0456 856 080

Treasurer: Gerald di Corpo

SYDNEY NORTHERN BEACHES WOODTURNERS

**The Sydney Northern Beaches Woodturners are located at the
Girl Guide Hall, Forrestville Avenue, Forrestville, 2087. (near the Scout Hall).**

**Tuesday and Friday (9:30 to 2:00PM), Saturday (8:30 to 2:00PM),
Wednesday night Classes at Instructors discretion.**

Meetings and Demonstrations are held on the third Sunday of each Month.

Starting at 9AM.

Secretary: Barry Brown 0424 525 370

MENAI REGION WOODTURNERS DATES 2019.

Men's Shed at Barden Ridge (100metres down on right from Golf Driving Range) 5:30PM to 8:30PM	Men's Shed at Barden Ridge (100metres down on right from Golf Driving Range) 5:30PM to 8:30PM
2nd Tuesday of the month	4th Tuesday of the month

EASTERN REGION CALENDAR DATES.

Shed Openings are at 169 Bilga Crescent, Malabar.

Our Shed is open Saturday from 1000 to 1600, can be extended if necessary.

The group meets on the first Sunday of the month for an administrative meeting, BBQ lunch and "Show and Tell".

MACARTHUR REGION WOODTURNERS

The Macarthur Region Woodturners meet on the last Sunday of each month.

From 9:30AM to 2:30PM.

At the Robert Townson High School, Shuttleworth Avenue, (enter off Spitfire Drive), Raby.
2566.

REGION CONTACTS:

Macarthur:	Paul Kruss 0417757877
	Ian Cocks 0410159180
Southern Highlands:	Michael Adamientz 0456 856 080
Bankstown:	David King 0424 188 857
Menai:	Bill Black 0401701327
Northern Beaches:	Barry Brown (Secretary) 0424 525 370
Eastern:	Mario Dato 0419 404 405
	Antonio Imparato 0408 550 678
	Philip McLeod 0418 267 096

QUIZ ANSWERS

1/ By lightly dragging a piece of rubber against it for a few seconds while it is spinning. An old rubber shoe sole will do.

2/ Very soft timbers.

3/ Sydney Blue Gum is not oily. Because the others are oily they may be difficult to laminate. If they are to be turned after gluing caution is advisable as the bond may be weak.

4/ A non revolving tailstock centre. It should be lubricated occasionally with wax (candle wax is fine). Otherwise friction may cause the timber to char or even work loose and fly out of the lathe.

5/ When cutting right down to the tailstock centre. A revolving centre is much more likely to damage the point of the tool than a stationary centre.

Find us on the web at: www.sydneywoodturners.com

www.youtube.com search Sydney Woodturners Guild

www.facebook.com search Sydney Woodturners Guild

All By Hand & Eye articles go to byhandandeye@gmail.com

Submissions for By Hand and Eye must be in 3 weeks before the
Guild Meeting.

Submissions are best in Microsoft Word format.

Mail:

Secretary

Sydney Woodturners Guild Inc.

2 Docharty Street Bradbury NSW 2560

*The Guild acknowledges and thanks George Hatfield for the use of
his Candlestick design as the Guilds Logo.*

DISCLAIMER

By Hand & Eye is a newsletter produced for the
Sydney Woodturners Guild INC.

Any opinions, views or articles published are not
necessarily those of the committee.

Although every care is taken in preparing By Hand
& Eye the committee cannot accept responsibility or
liability for any errors or omissions.