

BY HAND & EYE

THE OFFICIAL NEWSLETTER OF THE SYDNEY WOODTURNERS GUILD INC.



April / May 2020



REPLICA GUILD CANDLE STICK MADE BY ALEX BENDELI

The Guild acknowledges and thanks George Hatfield for allowing the use of his Candlestick as the Guild's Logo.


THE GUILD COMMITTEE FOR 2019 / 2020

PRESIDENT	PHILIP MCLEOD
VICE PRESIDENT	TONY NEY
SECRETARY	IAN COCKS
TREASURER	IAN COCKS
MEMBERSHIP SECRETARY	KEN SULLIVAN
EDUCATION OFFICER	WARREN RANKIN
EVENT COORDINATOR	DAVID KING
EDITOR NEWSLETTER	PHILIP MCLEOD

Committee members 2018 /2019

Kevin Santwyk	96448366	Bankstown
David King	0424188857	Bankstown
Mario Dato	0419404405	Eastern
Phil McLeod	0418267096	Eastern
David Caruana	0421832692	Eastern
Bill Black	0401701327	Menai
Tony Ney	95200634	Menai
Alex Bendeli	02-94161976	Northern Beaches
John Cottle	02-99052107	Northern Beaches
Gordon Scott	0403088488	Northern Beaches
Michael Adamietz	0456856080	Southern Highlands
Paul Kruss	0417757877	Macarthur
Ian Cocks	0410159180	Macarthur
Michael Twemlow	02-46284670	Macarthur

MAY MESSAGE FROM THE PRESIDENT.



Hello and Welcome to the April / May edition of the By Hand and Eye.

All the regions/clubs have been closed down since late March and this has meant a very challenging period for everyone. I asked the region/club reps to ask any members who have their own workshop to send me photos and information on anything that they are doing. My very sincere thanks to those members who have contributed to this newsletter. At this time we do not know when normal operations will start.

In my own case I am catching up with all the things I promised people, but never seemed to get around to. Others are making toys and chairs. So it is good to see that at least some of the members are keeping busy.

Menai have come up with a brilliant way to continue as close to normal as possible. They have a virtual Show and Tell, (see under Menai later in this issue). Well done people! It only takes a few people to make and photograph things and for one person to collate it all and send it out to everyone. Great idea. Perhaps other groups can do something similar?

For those members who are not lucky enough to have their own workshop I can only say stay safe and stay in contact. Use email, phones or any other form of communication. Smoke signals, if necessary. DO NOT become more isolated than is necessary.

You and your Guild will get through this. It is very easy to become disheartened and depressed during this trying time, and I know it is easy to think that if you get Covid 19, you are dead. This is NOT the case. With a lot of help from doctors and nurses the majority will survive. To illustrate the point, a friend of mine who is 76 years old with underlying health problems got sick and was diagnosed with Covid 19. He was put into hospital. A couple of days later I was notified that he was transferred to the Intensive Care Unit. A couple more days later I was informed that he was placed on a Ventilator in an induced Coma. I thought that was the end and I was very depressed. However, at the time of writing this he is out of ICU and is at home again. While not out of the woods yet it is looking very positive and he is improving every day. So DO NOT give up hope, be Alert, (The world needs more Lerts), stay safe, keep away from people and wash your hands OFTEN.

We have suspended visiting the Regions/Clubs. Once the situation becomes clearer we will reassess the situation. I will try to give your representative some notice of when we will be attending your Region/Club. So far we have been to Southern Highlands, Bankstown and Menai.

So, until next time, to quote a previous Guild President "Keep the Lathes turning", and have fun and PLEASE, look after yourselves and each other.

Philip McLeod

(PHILIP MCLEOD)
PRESIDENT

HARE & FORBES

"Setting the standard for Quality & Value"

MACHINERYHOUSE**THE WOOD WORKER'S CHOICE!**

CNC Machinery	Metal Working	Sheet Metal Fabrication	Wood Working	Workshop & Automotive	Lifting Handling	Cutting Tools	Machine Tool Accessories	Measuring Equipment
---------------	---------------	-------------------------	--------------	-----------------------	------------------	---------------	--------------------------	---------------------

WT-3C Carbide Wood Turning Tools

- 6 piece set
- 1 x handle, 4 x tips & 1 x magnetic guard
- 4 interchangeable carbide chisel scrapers
- 300mm handle length
- 450mm total length

Order Code: W300

\$77**HANDY TOOL TO OWN****WT-6 HSS Wood Turning Tools**

- 12mm deep bowl chisel - long handle
- 24mm roughing gouge
- 24mm oval skew
- 19mm domed scraper
- 5mm parting & beading
- 9mm spindle gouge

Order Code: W302

\$143**WSC-100 Scroll Chuck**

- 100mm body diameter
- 4 jaw self centring
- 0.2mm tolerance
- Internal or external

Order Code: W370

\$187**WV-230 Wood Working Vice**

- 230mm jaw width
- 260mm opening
- Quick action release

Order Code: V184

\$143**DVW-4 Dust Vacuum Wand**

- Connects to Ø100mm dust hose
- Kit includes: Adjustable dust wand handle Quick connect blast gate Floor sweep intake Dust wand handle with bristles



Order Code: W344V

\$82.50

Made in Taiwan

HA-1000 Dust Collector

- 109cfm HPLV system
- 5 micron filter
- 50 litre tank
- 1.5hp, 240V



Order Code: W885

\$198**os-58 Oscillating Vertical Bobbin Sander**

- 1/2", 3/4", 1", 1-1/2", 2" & 3"
- 370 x 290mm cast iron table
- Rotating & oscillating
- 450W / 240V motor



Order Code: W843

\$319**Tiger 2500 Wetstone Grinder**

- German design & technology
- 250mm stone & 200mm hone wheel
- 90rpm grinding stone speed
- Powerful 200W, 240V motor
- Includes straight edge jig, setting gauge & honing paste



Order Code: W868

\$352**cs-55 Circular Plunge & Mitre Cut Saw**

- 160mm saw blade
- 45° saw head tilt
- 1.2kW/1.6hp, 240V
- Includes guide rail, clamps & stops



Order Code: W874

\$308**\$64.90 off RRP****DS-1632 Drum Sander**

- 400mm sanding width
- 3.2 - 127mm sanding height
- 1720rpm drum speed
- Variable table feeds
- 0.75kW 1hp, 240V



Order Code: L110

\$1,199**L-69A Belt & Disc Linisher Sander**

- 150 x 1220mm sanding belt
- 230mm disc with guarding
- Tilting table and mitre guide
- 0.75kW / 1hp, 240V



Order Code: L107

\$451**hf-50 Bench Top Router**

- 610 x 360mm cast iron table
- 11,500 - 24,000rpm variable speed
- 0 - 40mm spindle height
- 1.5kW / 2hp, 240V



Order Code: W846

\$495**ST-254 Table Saw**

- Ø254mm TCT blade
- 1170 x 800mm cast table
- Tilt arbor 45°
- 3hp, 240V



Order Code: W486

\$1,529**BP-310 Wood Band Saw**

- 305 x 165mm capacity
- Cast iron table tilts 45°
- 2 x blade speeds
- LED lighting
- 0.75kW / 1hp 240V



Order Code: W952

\$737**RSH-970 Roller Stand**

- 800kg load capacity
- 580 - 970mm adjustable height
- Ø52 x 350mm steel roller
- Cast iron construction

Order Code: W3434

\$110**IDEAL FOR BANDSAWS****T-13S Thicknesser Bench Mount**

- 330 x 152mm capacity
- Helical cutter head with HSS inserts
- Smooth & quieter cutting
- Anti-kick back fingers
- 2.4hp, 240V



Order Code: W815

\$825**WL-20 Swivel Head Wood Lathe**

- 370 x 1100mm turning capacity
- Swivelling headstock
- Variable speed 500-2000rpm
- 0.75kW/1hp, 240V motor
- Includes bowl turning attachment faceplate, drive & live centres toolrest & stand



Order Code: W384

\$759**- ASHLEIGH**
Staff Member**UNIQUE PROMO CODE****HAE0520****ONLINE OR INSTORE!****COMPETITIVE FREIGHT RATES!*****DELIVERED TO YOUR DOOR****Simple & Quick Online Freight Rate Check!*****Remote areas may require depot collection in your town****VIEW AND PURCHASE THESE ITEMS ONLINE AT****www.machineryhouse.com.au/HAE0520**SYDNEY
(02) 9890 9111BRISBANE
(07) 3715 2200MELBOURNE
(03) 9212 4422PERTH
(08) 9373 9999

Specifications & Prices are subject to change without notification. All prices include GST and valid until 31-05-20

03_HAE_180520

GUILD CALENDAR OF EVENTS 2019/2020.

Guild meetings take place at the Girl Guide Hall, 157 Waldron Street, Chester Hill. 2162.

The Guild meets on the last Monday of every second month i.e. January, March, May, July, September and November.

Meetings start at 1830, (6:30PM) and finish at 2100, (9PM) at the latest.

All members of the Guild are welcome to attend, but only 1 elected representative can vote at these meetings. This is to ensure that no one region can "out vote" the smaller regions. Everyone has an equal say in how the Guild is run.

The following dates are significant for the Guild:

2020

Monday May 25 GUILD MEETING. **CANCELLED**

MOVED TO SEPTEMBER SEE BELOW. Timber Tools and Artisans Show Sydney. Rosehill Racecourse.

Monday July 27 GUILD MEETING **TO BE ADVISED**

14 TO 16 August Timber, Tools and Artisans Show Melbourne. Boulevard Pavilion, Melbourne Showgrounds.

Friday 18 TO Sunday 20 September Timber Tools and Artisans Show Sydney. Rosehill Racecourse.

Monday September 28 **(AGM and GUILD MEETING)**

October Royal Easter Show Arts and Crafts online and offline entries open for 2021

13 TO 14 November Timber, Tools and Artisans Show Canberra. Canberra Thoroughbred Park TBC.

November Southern Highlands Arts and Crafts Trail.

Monday November 30 GUILD MEETING

2021

Monday January 25 GUILD MEETING.

Friday 26 March to Tuesday 6 April SYDNEY ROYAL EASTER SHOW

Monday March 29 GUILD MEETING.

Monday May 31 GUILD MEETING.

Monday July 26 GUILD MEETING.

Monday September 27 **(AGM and GUILD MEETING).**

Monday November 29 GUILD MEETING.



DRIVE Marine Services

NSW Distributor of the Entire Boatcraft Pacific Range
www.BoatCraftNSW.com

NSW Distributor for the entire BoatCraft Pacific Range
Premium Australian Made Products
for all surface coating, filling and gluing and much more.

All the products we sell are sourced through Australian manufacturers where possible and are also designed to be as safe as possible for the consumers safety!

We have products for all sorts of applications from waterproof glues to clear finishes for all situations from pen making all the way to doing river pours.

We pride ourselves on knowing how to use our products that's why we have a company policy "There is no such thing as a silly question"

We have introduced a club special just for you guys at Hand and Eye
Just provide your club membership on ordering and you will receive
5% discount for orders under \$100
10% discount for orders over \$100

We are happy to come out to your club upon appointment to talk more about our products and their uses.

CHECK US OUT ON **YOUTUBE**

The Epoxy Guru – Tips & Tricks

Hit the big red button to subscribe to our You Tube Channel!

Click the Bell for all Notifications of our latest video uploads

Australian developed and made products using modern technology

Bote-Cote

Aquacote

Clear System

Long Life Exterior Clear Finish

Epox-E-Glue

TREDGRIP

A RUBBERISED NON-SLIP COATING

AUSSIE CLEAR
EXTERIOR CLEAR OIL FINISH

GREY DECK CLEANER

LuciClear
Casting Resin
Crystal Clear - Bubble Free - Safer

Pour On Gloss
The Crystal Clear Finish

Lemon Peel
Paint Stripper

Purbond

FERONITE

WOT ROT

NO-ROT

STILL LOOKING – OLD COPYS OF WOODTURNER NEWS/BY HAND and EYE.

We are almost there. I am still looking for old copies of Woodturner News/By Hand and Eye. If you come across any of these please let me know. Specifically the following copies:

Anything from August / September 1983

3/84 (May/June), 6/84 (November/December).

1/85 (January/February).

4/88 (August September).

1/90 (January/February).

I only want to scan them and get them digitized so they can go on the Guild web site.

So, please check with friends, under beds, in old boxes and see if you have any of these old copies. It would be appreciated.

THE EDITOR

Phone 0418 267 096

Email: pwmcle@internode.on.net

FROM THE HISTORY FILES

With so many of us confined to our homes I thought that this would be appropriate. For those who do not know, Colditz Castle was a notorious Prisoner of War Camp during WW2. Generally considered escape proof, it was the last stop for the naughty boys who kept trying to escape. Douglas Bader, (Tin Legs) and LTCOL David Stirling, (founder of the Special Air Service, SAS), were among its many illustrious and intransigent guests.



PHOTO OF CASTLE TAKEN IN 1945


TURNING IN COLDITZ CASTLE

March 1994 By Hand and Eye

THE ingenuity of the allied prisoners held in Colditz during WW2 is legendary but it isn't widely known that one P.O.W. constructed a small lathe. Lt. D.J. Van Doorninck (Dutch Navy) often used his lathe to repair watches. He was also regarded as the premier lock picker in the castle specializing in cruciform locks.

These required a key which resembled two Yale keys slotted together to make a cross. Van Doorninck used calipers in a keyhole to measure the shape of the key. With the prison dentist's drill and a homemade hacksaw he was able to make a working key in twenty minutes. Eventually he made a successful escape.

WOODWORKING IN COLDITZ – THE GLIDER.



The only known photo of the glider taken in 1945.

Background

Following the execution of 50 prisoners who had taken part in the "Great Escape" from Stalag Luft III, the Allied High Command had discouraged escape attempts, though the plan to build a glider was encouraged in order to divert the energies of the prisoners from descending into boredom and tedium. The idea for the glider came from Lieutenant Tony Rolt. Rolt, who was not even an airman, had noticed the chapel roof line was completely obscured from German view. He realised that the roof would make a perfect launching point from which the glider could fly across the River Mulde, which was about 60 metres below.

Construction

The team was headed by Bill Goldfinch and Jack Best. Goldfinch and Best were aided by their discovery in the prison library of "*Aircraft Design*", which explained the necessary physics and engineering and included a detailed diagram of a wing section. The glider was assembled by Goldfinch and Best and 12 assistants known as "apostles", in the lower attic above the chapel. Future RAF Air commodore Geoffrey D. Stephenson assisted in the project. The 60 ft long runway was to be constructed from tables and the glider was to be launched using a pulley system based on a falling metal bathtub full of concrete, using a gravity-assisted acceleration to 30 mph (50 km/h).

The officers who took part in the project built a false wall to hide the secret space in the attic where they slowly built the glider from stolen pieces of wood. Since the Germans were accustomed to looking down for tunnels, not up for secret workshops, the officers felt quite safe from detection. Nevertheless, they placed many lookouts and created an electric alarm system to warn the builders of approaching guards.

Over thirty ribs had to be constructed (around a third being structural compression ribs), predominantly formed from bed slats, but also from every other piece of wood the POWs could surreptitiously obtain. The wing spars were constructed from floor boards. Control wires were made from electrical wiring in unused portions of the castle. A glider expert, Lorne Welch, was asked to review the stress diagrams and calculations made by Goldfinch.

The glider constructed was a lightweight, two-seater, high wing, monoplane design. The wingspan, tip to tip, was 32 ft (9.75 m), and it was 19 ft 9 in (6 m) from nose to tail. Prison sleeping bags of blue and white checked cotton were used to skin the glider, and German ration millet was boiled and used as a form of dope to seal the cloth pores. The completed glider weighed 240 lb (109 kg).

The take-off was scheduled for the spring of 1945 during an air raid blackout but by then the Allied guns could be heard and the war's outcome was fairly certain. The British escape officer decided that the glider should be

available for use in case the SS ordered the massacre of the prisoners as a way to get a message out to approaching American troops. The glider was approaching completion when the American Army liberated the camp on 16 April 1945.

The Colditz Cock never flew in real life. The fate of the glider is not known, but the castle was in the zone controlled by the Soviets, who did not co-operate with its reclamation. The only evidence of its completion was a photograph, said to have been taken by an American soldier. However, Goldfinch had kept his drawings, which enabled a one-third scale model to be constructed. This was eventually launched from the castle roof in 1993.

Modern replica




In 1999, a full-sized replica of the Colditz glider was commissioned by Channel 4 and was built by Southdown Aviation Ltd at Lasham Airfield. The glider was test flown successfully in 2000 by John Lee on its first attempt at RAF Odiham with Best, Goldfinch and about a dozen of the veterans who had worked on the original more than 55 years earlier proudly looking on. Jack Best died later that year. The replica is now housed at the Norfolk and Suffolk Aviation Museum at Flixton, Suffolk.


Coronaravirus- COVID 19 AND SYDNEY WOODTURNERS GUILD.

Top Ten Activities To Do When In Lockdown From Coronavirus

It is important to keep active both in mind and body during this period of reduced Woodturning activity. During lockdown from the Coronavirus doesn't mean that we just have to sit on our backsides and be bored. There are plenty of fun things to do whilst we are stuck at home, here are our top ten activities to do whilst in lockdown.



10. Coming in at number 10 is the most boring activity on the list, **organising and cleaning out stuff at home.** This is a perfect opportunity to put all your DVD's in their correct cases, clean out that draw that has a bunch of unnecessary crap in it. Maybe you could even go through your wardrobe and sort out the clothes you don't wear anymore and put them aside for donation to the needy. On a personal note I cleaned my workshop from rafters to floor, boring but very satisfying.



9. Head into the clouds or space? Sit outside or by the window and look at the sky... bear with me here. During the day it is quite therapeutic to sit back and stare at the clouds as we watch


them go by, there are 3 types of clouds, do you know what they are? Learn them. Often clouds make shapes of animals and other things, let your imagination run wild.

In the evenings you can finally learn the names of the stars and find out where the star constellations are. You can start with something as simple as a pair of Binoculars. Can you spot the Southern Cross, it is on our flag, but where is it in the sky, how do you find it, and not the false cross? Where is that damn Milky Way? And where is your personal star sign in the sky?



8. Get into your Workshop/Kitchen. If you have a workshop get into it. Make that special piece for next year's Royal Easter Show. Or get some of those jobs you promised to do, but never seemed to have the time to get done, done.

You can make things with nothing more complicated than a sharp knife. Whittling only requires a sharp knife and a piece of wood.



7. Art Time! You can travel back to your childhood and have some fun with a colouring in book or if you have a little more talent you can draw or paint your own creations. You could even paint something around the house to give it a fresh new look!

There is also calligraphy, it looks tricky but perhaps you can master it with the help of a youtube video.



6. Mindfulness meditation. Don't knock it until you try it people! It is super easy to do and an awesome way to reduce your stress levels, which may be high in crazy times like this. You pretty much just have to lie down on your bed or sit in a chair and listen to a guided meditation which is free on Youtube. Jason Stephenson has some excellent free ones to choose from, check them out.



5. Music is awesome and you have so many options here. If there is an instrument around the house you could practice it or learn to play it. You can also sing with people from around the world with the karaoke app "Smule".

If singing and playing an instrument isn't your thing you can always just play some of your favourite albums, listen to a favourite radio station, watch Youtube clips, music has a way of transporting our minds to a different time when there was less Coronavirus around.



4. Learn something new! Learn to cook, or use a computer, or learn to use a new computer program. Have you ever wanted to learn a new language such as Spanish or French? There are online courses for so many different things these days including Aerospace, Video Games and Science Fiction. Illustrious schools like Harvard, MIT etc. are offering free online courses during this period.

Or you could finally get around to making your own website, it is actually really easy and you can just point, drag and click.



3. Puzzles. It may sound boring but there is nothing more satisfying than completing a jigsaw puzzle or a crossword. You can do one by yourself or if in isolation with others you can make it a team effort.

Games. Ok, so we know the obvious games such as monopoly and cards, both can end in fisticuffs so be careful ;) You have plenty of time to kill now so why not learn to play chess? You can actually play against people of your own ability from beginner to expert at

www.chess.com



2. Exercise. If you can get out, always maintaining social distancing, take your dog, cat or bird, (feathered variety, but the other kind is OK too), for a walk. Or carry out an indoor exercise program. People have run Marathon's in their Lounge Room, or be like the 100 year old WW2 war veteran who walked 100 yards 100 times with a broken hip on a walker to raise money for the British NHS. You finally have the time to get that 6 pack you always wanted.



1. Coming in at number one is the most important and fun thing you can do at a time like this. **Connect with friends on the phone and skype.** Get in touch with those old friends you haven't had the time to contact because of your busy lifestyle, now is the perfect time to give them a call and I'm sure they will be happy to hear from you. They say that just before people die, we wish that we spent more time connecting with our friends and family, now is a perfect opportunity to cultivate our relationships.

Take care everyone, stay safe, stay home and Keep Laughing Forever! Share this list with your friends to keep them busy and happy during this crazy period in time.

McJING Tools

Engineering and Woodworking

High Speed Steel Tool Bits, Woodturning Chisels, Carbide Changeable Tips, Forstner Bits, CBM Grinding Wheels, Sharpening, Polishing, Lathe Chuck & Accessories, Etc.

454 HUME HIGHWAY. YAGOONA NSW 2199. We are an easy walk from Yagoona Station.

Shop Open: Monday to Friday 9:30 to 4:30, Saturday 9:30 to 12:30

Online Shopping available through our website: www.mcjing.com.au

Email: order@mcjing.com.au

OR **TELEPHONE:(02)9709 8805**



SHALLOW CURVE ROUGHING GOUGE:

3.2 x 20 x 140mm
5.5 x 32 x 230mm
6.3 x 42 x 230mm



CHANGEABLE CARBIDE TIPS & HOLDER SET:

This new holder design features an innovative cross groove along with each interchangeable tip having a molded cross bead to sit properly and stop tip movement. Tips can be rotated 90 degrees multiple times for extra usage. Holder is 10x10x170mm while tips come in 5 sizes: One Round 12mm, One Round 16mm, One 11x11mm Square, One 11x11mm Square with large radius and One Diamond 10x27mm.



CBN GRINDING WHEEL: CBN is Cubic Boron Nitride. Don't have to worry about dressing or shaping like typical aluminum oxide wheels. It's perfect for sharpening HSS turning tools. You will achieve a super fine, sharp edge with polished bevel on either hardened tool steel or carbide. CBN Grinding Wheel are very quiet, produce very little sparks and generate very little heat when sharpening. The steel wheel body with hollow recessing bushing to make it light.



MT.2 THREE STEP BUFFING SYSTEM: A durable wax finish with MT.2 lathe-mounted polishing system. Buffing passes are made with a Tripoli buff (linen wheel), White Diamond buff (linen/flannel wheel), then Carnuba wax (flannel wheel).

The final finish is very similar to multiple coats of lacquer but is softer and much deeper. Including: 3pcs 8" fabric buffing wheels 1pc Tripoli bar, 1pc White diamond bar, 1pc Carnuba wax bar. 1pc MT.2 heavy duty lathe mandrel which holds the buffing wheels. The system requires a lathe with a minimum of 1/2HP. It is recommended that the final piece be pre-treated with Danish Oil.

GUILD ITEMS FOR SALE.

Please see your Guild Representative for prices if you want any of these items.



Guild Cloth Patch



Guild Baseball Cap



Lapel Badge

If there is anything you, or your club wish to sell. Or something you are looking for, let me know and I am happy to put it into By Hand and Eye.

The Menai Men's Shed were given 2 Woodfast Lathes which they cannot use. They are second hand ex school lathes so they are big. They want \$100 each for them. If you are interested contact Tony Ney. His phone number is listed above.

Commercial operations will have to pay a small reasonable fee for advertising.

Looking for Workshop Tools.

Hi folks,

I received the message below from Norm McArthur. If anyone has any woodturning machinery/equipment for sale please contact Norm via email at

Norm McArthur jmcar123@tpg.com.au

Thanks, Lloyd

Lloyd,

My son in law is taking up woodturning and I am looking for associated "bits and pieces" that fellow members may want to sell. I recall a band saw some months ago.

Do you know of any bits for sale?

Regards, Norm

**Sydney Woodturners Guild members SAVE 15% on all* purchases
at Carbatec - The Home of Woodworking!**

**Offer excludes gift cards, already discounted items, Festool, Axiom, Veritas, spare parts & Freight.*

Visit our knowledgeable team in store or call 1800 658 111 to redeem this offer.



Help keep wood dust out of your workshop (and your body) with our great range of **Dust Control products** from all the best brands!



carbatec

**Dust
Deputy**

FESTOOL

ROCKLER
WOODWORKING AND HARDWARE
Create with Confidence™

trend
routing technology

carbatec
THE HOME OF WOODWORKING

1800 658 111

| carbatec.com.au



ADELAIDE | BRISBANE | MELBOURNE | SYDNEY | PERTH | HOBART | AUCKLAND

WOODTURNING QUIZ

This is the reintroduction of a segment with the permission of Ernie Newman, some older members would remember it. Have a go without looking at the answers. (Answers will be published near the last page).

Acknowledgements

It would be impossible to name all the people who have helped with the quiz over the years, but I thank George Hatfield, Mike Darlow, Terry Martin, Mark Sfirri, Jean-Francois Escoulen, Stephen Hogbin, Simon Priem, Lindsay Skinner, Frank Bollins, Keith Smith, Dick Turner, Bernie Carveth, Col Herbert, Des Lane, Allan Game, Karen Blewden, David Laird, John Ewart, Bernie Axford, Dale Hageman, Richard Raffan, Vic Wood, Bonnie Klein, Robin Wood, Stuart King, Dale Nish, Steve Riley, Phil McNabb, Tony Garbellini and my father, Ernie Newman. Apologies to those I have missed. Ernie Newman.

Now to the Quiz:

1. Which home made construction aid allows the turner to ensure that a set of spindles are the same length between shoulders?
2. When is it necessary to stand in line with the revolving blade of a circular saw?
3. Which exotic timber has been widely used for ship's bearings; English Oak, Lignum Vitae, Spruce or Radiata Pine?
4. Whom of the following were woodturners; Peter the Great of Russia, Louis the Sixteenth of France, Leonardo da Vinci and Martin Luther?
5. What is the entasis of a column?

AROUND THE REGIONS

FROM THE GUILD.

Your Guild has been unable to conduct a normal meeting at this time. We, like everyone else are waiting for things to improve. An online meeting to discuss financial arrangements for 2020/2021 will be held using Zoom video conferencing on Tuesday 26 May.

The Timber Tools and Artisan's Show is now scheduled for Friday 18 to Sunday 20 September Sydney. Rosehill Racecourse.

I need to stress the Guild will only attend if the Government deems it safe to do so. That will mean the government will have to relax restrictions enough to allow group gatherings.

If you can help with demonstrating, or more importantly help with the sales tables please contact David King directly.

I want to welcome Bote-Cote to our list of By Hand and Eye advertisers. Please take a look at their ad. Also please note that once the Covid-19 problem is over they are willing to schedule a day to visit your Region/Club to demonstrate their products.

FROM THE EDITOR – When taking photographs for inclusion in the BH&E please try to put the item on a white, or light coloured background with as much natural light as possible. This will make it come out better in the newsletter. Thank you.

Please remember:

If you send me something for BH&E I will print it. Email: pwmcle@internode.on.net

MENAI REGION.

Due to Covid-19 Menai Region has been closed.

Tony Ney has decided to have a “Go To” project to help him through the virus crisis.



This is a prototype mock up of a Dining Chair. It was used to determine the shape and design of the chair. Not shown are the slats to the chair back which will be a project on their own as they are made up of laminated and bent to a pot belly shape. There are a total of 8 chairs in the project.



This shows the back leg material dressed, Colour and grain matched ready for rough Shaping. It is Tasmanian Blackwood 1500mm



8 sets of front legs shaped mortised and rail shaped, Tennoned and glued up. They are sanded to 240 grit ready

Long and 100mm square. The legs splay in 2 directions so need this large size.



16 legs rough shaped off the Bandsaw


for final sand to 400 grit prior to final Finish.



Planning to get rid of the saw marks and Sanding to 120 grit prior to setting out Mortices. Finally they will be sanded to 240 grit prior to gluing. After gluing sand To 400 grit. **Note: different sized planes To get rid of saw marks.**



Curved slats for the chair back



300mm Plate turned from rear leg Off cuts



Tony tells me that he has not quite finished the chairs as at 15 May, but he has managed to make 40 Blackwood Skipping Rope Handles and some Camphor Laurel serving trays with natural edges. The oval board was cut from a log at a 45 degree angle. Nice shot of yourself taking the photo by the way.

Menai Woodturners Visual Record of April 2020 projects. Members have created the set theme and recorded it on our virtual “Show and Tell” table. April theme - “Multi Axis Turning - Min. 3 axis”



Arthur Walker – 7 Axis Design – Camphor Laurel



Bill Black - Two creations



**Graeme Stokes – four axis – Triangle Rim Bowl
Red Silky Oak – Estapol Gloss Finish**



**Keith Allen – Light eccentricity
Four Axis – Cyprus Pine**



Bob Thompson – Tool Handles – three axis



Mick Bouchard – 2 neck specimen vase – 3 axis



Tony Ney – 8 Scalloped Bowl (ED NOTE There Will be an article on how he made it in the next BH&E)



Robert Lovisa – Goblet, Jacaranda Wax Finish – 3 axis

NORTHERN BEACHES.

Due to Covid-19 Northern Beaches has been closed, so there is nothing to report.

BANKSTOWN REGION.

Due to Covid-19 Bankstown Region has been closed, so there is nothing to report.

MACARTHUR REGION.

Due to Covid-19 MaCarthur has been closed, so there is nothing to report.

EASTERN REGION.


DUE TO COVID – 19, EASTERN REGION HAS CLOSED ITS SHED UNTIL MAY WHEN A DECISION TO OPEN OR NOT WILL BE MADE. The following are items that some members have made in their own workshops.



PAPER TOWEL HOLDER. THE BASE IS SLIGHTLY HOLLOWED TO KEEP THE TOWEL END IN PLACE
SQUARE BASE AMERICAN OAK LAMINATED
QUEENSLAND MAPLE STEM. ESTAPOL FINISH
INSPIRED BY KEITH DURKAN – THANKS KEITH



RUSTIC STEP. KAURI TOP AND CAMPHOR LEGS
SATIN ESTAPOL FINISH. THE INSERT CAN BE REMOVED
TO MAKE A HANDLE FOR CARRYING
BOTH MADE BY PHIL MCLEOD



TOYS MADE BY ANTONIO IMPARATO AND CHARLES GEORGE (THE PAPER READS:- PLANES GROUNDED DUE TO COVID-19 PANDAMIC. PLANES CRAFTED BY ANTONIO IMPARATO, CONSTRUCTED AND PAINTED BY CHARLES GEORGE, EASTERN REGION WOODTURNERS INC.)

KIM RUDDER IRON BARK BOWL

THE FOLLOWING ARE ALL MADE BY KIM RUDDER OF EASTERN REGION:




KIM RUDDER MATCHING BOWLS TIMBER UNKNOWN



BANGLE FROM THE SAME WOOD



ONE OF THREE SMALL BOWLS FROM ACACIA DENTICULOSA



AN ASSORTMENT OF OBJECTS FROM THE SAME WOOD



A SMALL BOWL FROM "TASMANIAN HORIZONTAL RAINFOREST (THAT'S THE BEST NAME I COULD GET FOR THE WOOD FROM THE GUY AT ISLAND TIMBERS AT GEEVESTON IN TASMANIA).



BOWL FROM GREVILLEA BANKSII



PITOSTROM LIDDED BOWL – KIM RUDDER IS KEEPING BUSY.



Kim has been trying to produce a Lidded Box where the lid does not drop out when it is inverted. I received the above pictures and below text in April.

Nailed it today! Did the lid first, followed by the pot. Perhaps that's the trick. Kim.



CHARLES GEORGE – REMOVALISTS VAN



CHARLES GEORGE – CHARITY TOYS



Charles George with some help from Ron Bassetti completed the 250mm high pull along horse over an 8 week period.

What people are doing April 2020

Dominic Sidoti

1. Brewing beer.
2. Mowing lawns.
3. Finally got the jointer and Thicknesser out and made a couple of door jambs from recycled Oregon I salvaged when I took the roof off for our upstairs extension. (The house was built 100 years ago and I am guessing that the timber was from old growth forests, which would explain the magnificent grain with growth rings about hair thickness. Cobie is happy we now have doors on the toilet and bathroom rather than curtains.
4. Making hand sanitiser using alcohol glycerine and tea tree oil. I make my own ethanol but you can use methylated spirits cut to 70%.

Trevor Baret

I don't know how interesting this will be to the Woodies, but I might as well share.

As a dentist, I am required to do a minimum number of hours each year in "Continuing Professional Development" - CPD. I always do much more than is required, because I love learning. I have also done quite a number of lectures myself over the years to groups from five (in a specialist study club) to about 600 at a major national conference.

During these months when most dentists will not be opening their doors except for real emergencies, we need to keep busy, and the CPD requirement will not be reduced. So a good friend and colleague of mine has set up a Free CPD program and invited people like me to produce video lectures (I like to call them "lounge-room lectures" or "couch courses") to be posted on the internet. The teachers are not paid for this and the participants get this education for free. The lectures have been authorised by the Dental Board as legitimate certified hours for CPD, so it is all above board.

So - I am spending time preparing a lecture for the free CPD program.

I am also preparing a new online business to provide a specific service to dentists to help with diagnosis of Orthodontic problems, Jaw Joint (TMJ) problems and Sleep Disordered Breathing (snoring and sleep apnoea) problems. This business will not be ready till we are getting back to normal work, but that is fine, because there will not be any demand until then.

Over the last four decades, I have developed some pretty advanced and specialised knowledge in these areas of dentistry, and it is time to share my knowledge and also to make some income from my specialised skills.

Also, like many others, I will be taking Kylie and the dogs out for walks and waving to neighbours from a safe distance. We are fortunate to live in the Blue Mountains, on nearly one acre of land. The fires made us a bit nervous, and the sudden rain flooded our neighbour's home and nearly undermined their foundations, but this is what you prepare for if you want to live in this beautiful environment. Up here, we truly understand the lines - "of rugged mountain ranges, of drought and flooding rains" and "her beauty and her terror". While writing this I am sitting in our upstairs living room overlooking our back yard. The back fence is 80 metres from our balcony and my view from this lounge chair in the living room is of beautiful Australian bush. No - we don't have the ocean views of the Eastern Suburbs, nor do we have mountain views - we see bush, which is just as we like it...
Hey - if we have to be locked inside and not have visitors, it is hard for us to imagine a better place to be.

Trevor Barret
EASTERN REGION



GEOFF COOK WAS A PATTERN MAKER IN ANOTHER LIFE AND SENT THIS IN

One of our old patternmaker members turned this 8 foot (old money) diameter tyre mould on a large lathe driven by 4 pulleys to the motor which was bolted to the floor.



KIM RUDDER – SMALL BOWL – HAKEA



and SPHERE ON STAND – GREVILLEA BANKSII



**DAVID CARUANA – 2 FLOWER VASES (BUD VASES)
THE SHORT ONE IS TASMANIAN BLACK OAK
THE LARGER ONE IS QUEENSLAND OAK
BOTH FINISHED IN FRENCH POLISH (ORANGE).**



PHIL MCLEOD – CHARITY TOY CARS



Some time ago I, (Philip McLeod), was given a piece of Queensland Burl after I did a favor for a person. I could think of nothing to do with it so I gave it to David Caruana. The above is a very nice Coffee Table made from the piece. David has given it a glass finish, quite impressive.



Kim Rudder seems to be having a very productive time making a set of small bowls from Hakea Francisiana and an attempt at offset concentric circles.

SOUTHERN HIGHLANDS REGION.

Due to Covid-19 Southern Highlands has been closed, so there is nothing to report.

GUILD AFILIATES CALENDER OF EVENTS

BANKSTOWN REGION

Bankstown Region has their shed open on the 1st and 3rd Saturday of each month from 0800 to approximately 1430.

They meet at the Girl Guide Hall, 157 Waldron Street, Chester Hill. 2162.

Our meeting Dates for 2020 are:

4th & 18th April 2020,

2nd & 16th May 2020,

6th & 20th June 2020,

4th & 18th July 2020,

1st & 15th August 2020,

5th & 19th September 2020,

3rd & 17th October 2020,

7th & 21st November 2020.

SOUTHERN HIGHLANDS REGION

Tuesday	Friday	Saturday (By Arrangement)
9 am – 12.30 pm	9 am – 12.30 pm	

Monthly meeting 4th Saturday of month 11.00am -4.30pm

Committee (meets monthly at time as advised)

The AGM was held on 28th September. The following positions were filled as indicated.

President: Martin Nadas 4862 2268

Vice Pres: Steve Walker

Secretary: Michael Adamietz 0456 856 080

Treasurer: Gerald di Corpo

SYDNEY NORTHERN BEACHES WOODTURNERS

The Sydney Northern Beaches Woodturners are located at the
Narrabeen RSL Club, 116 Nareen Parade North Narrabeen, 2101.

The Workshop is at the front lower section of the building and is available to members
daily.

Tuesday, Friday and Saturday sessions are set aside for learning,
training, guidance and toy making. Open: 9.00am

Meetings and Demonstrations are held on the third Sunday of each Month.

Secretary: Barry Brown 0424 525 370

MENAI REGION WOODTURNERS DATES 2019.

Men's Shed at Barden Ridge (100metres down on right from Golf Driving Range) 5:30PM to 8:30PM	Men's Shed at Barden Ridge (100metres down on right from Golf Driving Range) 5:30PM to 8:30PM
2 nd Tuesday of the month	4 th Tuesday of the month

EASTERN REGION CALENDAR DATES.

Shed Openings are at 169 Bilga Crescent, Malabar.

Our Shed is open each Friday 1000 to 1400 and Saturday from 1000 to 1600, can be
extended if necessary.

The group meets on the first Sunday of the month for an administrative meeting, BBQ lunch
and "Show and Tell".

MACARTHUR REGION WOODTURNERS

The Macarthur Region Woodturners meet on the last Sunday of each month.

From 9:30AM to 2:30PM.

At the Robert Townson High School, Shuttleworth Avenue, (enter off Spitfire Drive), Raby.
2566.

REGION CONTACTS:

Macarthur: Paul Kruss 0417757877

Ian Cocks 0410159180

Southern Highlands: Michael Adamientz 0456 856 080

Bankstown: David King 0424 188 857

Menai: Bill Black 0401701327

Northern Beaches: Rupert Linn 0422 111 060

Graham Truelove 0420 367 168

Eastern: Mario Dato 0419 404 405

Antonio Imparato 0408 550 678

Philip McLeod 0418 267 096

QUIZ ANSWERS:

1. A scratch gauge. It is far more accurate than a pencil gauge for marking shoulders because it's sharpened projecting nails leave score marks exactly the same distance apart every time it is used.
2. Some would say never.
3. Lignum Vitae. It grows in the West Indies and tropical America. As well as being very hard it has the rare property of being self lubricating when used as a bearing.
4. They were all woodturners.
5. The entasis is the slight convex curve of a column designed to counter the optical illusion that arises with long cylindrical or straight tapered columns, that is, they appear concave. This is worth keeping in mind when designing a standard lamp or a tall stand.

Find us on the web at:

www.sydneywoodturners.com

All By Hand & Eye articles go to

byhandandeye@gmail.com

Submissions for By Hand and Eye must be in 3 weeks before the
Guild Meeting.

Submissions are best in Word format.

All non-by Hand & Eye Email should go to

sydneywoodturners@gmail.com

Mail:

Secretary

Sydney Woodturners Guild Inc.

2 Docharty Street Bradbury NSW 2560

*The Guild acknowledges and thanks George Hatfield for the use of
his Candlestick design as the Guilds Logo.*

DISCLAIMER

By Hand & Eye is a newsletter produced for the
Sydney Woodturners Guild INC.

Any opinions, views or articles published are not
necessarily those of the committee.

Although every care is taken in preparing By Hand
& Eye the committee cannot accept responsibility or
liability for any errors or omissions.