

# BY HAND & EYE



THE OFFICIAL NEWSLETTER OF THE SYDNEY WOODTURNERS GUILD INC.

February 2024 / March 2024



REPLICA GUILD CANDLE STICK MADE BY ALEX BENDELI

The Guild acknowledges and thanks George Hatfield for allowing the use of his Candlestick as the Guild's Logo.

## THE GUILD COMMITTEE FOR 2023 / 2024

PRESIDENT	PHILIP MCLEOD
VICE PRESIDENT	TONY NEY
SECRETARY	IAN COCKS
TREASURER	IAN COCKS
MEMBERSHIP SECRETARY	KEN MORGAN
PUBLIC OFFICER	IAN COCKS
EVENT COORDINATOR	DAVID KING
ASSISTANT EVENT CO-ORD	TONY NEY
EDITOR NEWSLETTER	PHILIP MCLEOD

### Committee members 2023 /2024

Kevin Santwyk	96448366	Bankstown
David King	0424188857	Bankstown
Mario Dato	0419404405	Eastern
Phil McLeod	0418267096	Eastern
Bill Black	0401701327	Menai
Tony Ney	95200634	Menai
Alex Bendeli	02-94161976	Northern Beaches
John Cottle	02-99052107	Northern Beaches
John Donnelly	0418686227	Northern Beaches
Michael Adamietz	0456856080	Southern Highlands
Paul Kruss	0417757877	Macarthur
Ian Cocks	0410159180	Macarthur
Michael Twemlow	02-46284670	Macarthur

## MARCH MESSAGE FROM THE PRESIDENT.



Welcome to the March edition of By Hand and Eye.

The year is now well under way, but we have to address a sad problem which is not unique to your Guild.

The problem is that people do not feel that they have the time or the ability to fill positions on your Region / Club or the Guild Committee or Executive. Nothing could be further from the truth.

This problem is not unique to the regions / clubs of the Sydney Woodturners Guild. All the organisations that I belong to suffer with the same problem. If these organisations are to survive, then this must change. Without new blood and new ideas these organisations will wither and die.

No one on the current Guild Committee has lots of time available to them, nor do they have some sort of special qualification to be on the committee or executive. They have simply decided to try and help keep your Guild going. These people are aging, as we all are, and the time is coming when there will have to be a handover to some younger members, or the Guild, or regions/clubs may cease to exist. I would like that transition to be seamless, if possible, so would most of the Regions / Clubs.

You have all worked in jobs which required you to take on responsibility as part of your job, and you probably had to learn new skills as you went along. The knowledge and skills that you used in your work will transfer into working for your Guild or Region or Club.

Each year I see and hear that the same few people are re-elected into the same positions, with an occasional rotation of positions within the regions / clubs / Guild. These people eventually grow tired and one day simply announce that they are no longer willing or able to continue. This usually causes a bit of a shock, and instead of being a smooth change over the new person has a very steep learning curve with all the problems that brings. Or, more often someone takes on even more by holding multiple positions, an unsustainable result. How much nicer it would be if someone was already across the job and ready to take over.

AGM season starts in July, with the Guild AGM in September. When you see BH&E with the nomination forms please remember this little note. None of the positions are particularly onerous or time consuming, you can usually work the time to suit your own availability. So please consider taking on a position, become part of the solution, for your Region, Club or Guild.

Until next time, to quote a previous Guild President "Keep the Lathes turning," and have fun.

*Philip McLeod*

(PHILIP MCLEOD)  
PRESIDENT

# **WELFARE**

Northern Beaches Woodturners are sad to advise that Meg Webster a much respected member of our club, sadly peacefully passed away on Tuesday morning 13th February . Meg had been suffering from pancreatic cancer and had been in palliative care at Mona Vale hospital.

Meg was the second female member of the Northern Beaches club joining in 2001 after seeing the club demonstrating at a market and talking to June McKimmie who was the first female member. Meg was an accomplished turner and loved sharing her knowledge and teaching new members and has helped quite a few school students who wanted to incorporate woodturning in their HSC woodworking projects. Meg will be sadly missed by all of us.



The Guild also extends our sympathy to Meg's Family and friends at this sad time. We hope that there is a Lathe in Heaven for her.

## **GUILD CALENDAR OF EVENTS 2024.**

**Guild meetings take place at the Girl Guide Hall, 157 Waldron Street, Chester Hill. 2162.**

**The Guild meets on the last Monday of every second month i.e. January, March, May, July, September and November.**

**Meetings start at 1830, (6:30PM) and finish at 2100, (9PM) at the latest.**

**All members of the Guild are welcome to attend, but only 1 elected representative can vote at these meetings. This is to ensure that no one region can "out vote" the smaller regions. Everyone has an equal say in how the Guild is run.**

The following dates are significant for the Guild:

## 2024

### 22 March – 2 April ROYAL EASTER SHOW

April 1 GUILD MEETING

April 7 Daylight Saving Ends – Clocks back 1 hour.

April 12 Eastern Region is 18 Years young (meetings were held before this date. This is date of Incorporation).

April 16 Southern Highlands is 30 Years young

29 March - 1 April EASTER

5 – 6 April Collect item/s from the Show.

April 25 ANZAC DAY

May 27 GUILD MEETING

Date TBA TIMBER, TOOLS and ARTISANS SHOW – Venue TBA

10 June Kings Birthday

June 30 GUILD MEMBERSHIPS DUE

July 4 Guild is 41 Years young founding meeting at George Hatfield's home.

July 29 GUILD MEETING

August 4 Bankstown is 34 Years young

August 19 first formal Guild Meeting Sydney Tech College Ultimo.

September 17 Northern Beaches, (then Peninsula Region) is 31 Years young

September 30 **AGM and GUILD MEETING**

October 6 Daylight Saving Starts – Clocks forward 1 hour.

October 7 Labour Day

November 25 GUILD MEETING

## 2025

Macarthur Region will be 32 Years young first meeting held 1993

January 26 Australia Day

January 27 GUILD MEETING

TBA Royal Easter Show Entries Close

TBA Deliver Item/s to the Show

TBA Arts and Crafts Preview

March 15 Menai Region is 31 Years young

## TBA ROYAL EASTER SHOW

March 31 GUILD MEETING

April 6 Daylight Saving Ends – Clocks back 1 hour.

April 12 Eastern Region is 19 Years young (meetings were held before this date. This is date of Incorporation).

April 16 Southern Highlands is 31 Years young

18 - 21 April EASTER

TBA Collect item/s from the Show.

April 25 ANZAC DAY

May 26 GUILD MEETING

Date TBA TIMBER, TOOLS and ARTISANS SHOW – Venue TBA

9 June Kings Birthday

June 30 GUILD MEMBERSHIPS DUE

July 4 Guild is 42 Years young founding meeting at George Hatfield's home.

July 28 GUILD MEETING

August 4 Bankstown is 35 Years young

August 19 first formal Guild Meeting Sydney Tech College Ultimo.

September 17 Northern Beaches, (then Peninsula Region) is 32 Years young

September 29 **AGM and GUILD MEETING**

October 6 Daylight Saving Starts – Clocks forward 1 hour.

October 7 Labour Day

November 24 GUILD MEETING

### **BH&E Closure Dates for Article Submission:**

<b>2024</b>		<b>2025</b>	
	19 JULY	17 JANUARY	18 JULY
15 MARCH	20 SEPTEMBER	21 MARCH	19 SEPTEMBER
17 MAY	15 NOVEMBER	16 MAY	14 NOVEMBER

The last 3 missing editions are: Anything from **September 1983, 3/84 (May/June), 6/84 (November/December).**

So, please check with friends, under beds, in old boxes and see if you have any of these old copies.

THE EDITOR

Phone 0418 267 096

Email: [phlpmcld@gmail.com](mailto:phlpmcld@gmail.com)



# WORK SMARTER, NOT HARDER!

**HARE & FORBES PTY LTD**

Dust Collection is a crucial part of any serious woodworker's garage or workshop. Hare & Forbes Machineryhouse range of cyclone dust collection units, wall-mounted extraction kits, and accessories will not only help to keep your work area clean but also keep your machines working correctly and your air cleaner to breathe.

## PVC Dust Hose

- Ø100mm (4") Dia.
- Supplied 3 or 6 meter lengths



3 Metre

\$49.50 (W3981)

6 Metre

\$93.50 (W3982)

## Dust Vacuum Wand - DVW-4

- Connects to Ø100mm dust hose
- Kit includes:
- Adjustable dust wand handle
- Quick connect blast gate
- Floor sweep intake
- Dust wand handle with bristles



\$99 (W344V)

**GREAT VALUE**

## Wall Mounted Wood Dust Extraction Kit - DCK-200W

- 8 x 914mm lengths of Ø100mm clear tubing
- 3 x 100mm wall mount blast gates
- 3 x 100mm 45° elbows • 2 x 100mm 90° elbows
- 2 x 100mm "Y" connectors • 16 x 100mm Joiners
- 10 x Wall brackets • 4 x 100mm hose clamps



**NEW RELEASE**

\$352 (W3447)

## Wall Mounted Wood Dust Extraction Accessory Kit - DCK-100W

- 2 x 100mm 90° elbows
- 2 x 100mm "Y" connectors
- 3 x 100mm wall mount blast gates
- 1 x Floor sweeping attachment
- 10 x Wall mounting brackets
- 16 x Hose clamps



**NEW RELEASE**

\$132 (W3445)

These items are not pictured in the main image

## Wood Dust Accessory Kit - DCK-2

- 2 x (3m x Ø100mm hose)
- 10 x hose clamps
- 2 x shut-off valves
- 1 x 558mm wide floor sweeper, table saw hood, universal dust hood, 150mm dust hood & "Y" connector



\$143 (W344)

**GREAT VALUE**

## PACKAGE DEAL

### Dust Collector & Cyclone Separator - DCC-310

- 1 x DC-3 Dust Collector 240V (W394)
- 1 x CDS-2/3 Cyclone Separator (W316)
- 1 x FC-10 Filter Cartridge (W328)
- 1 x DCK-2 Dust Accessory Kit (W344)

\$1,287 (K047)

**SAVE \$121  
OFF RRP**



View and purchase these items online: [www.machineryhouse.com.au/](http://www.machineryhouse.com.au/)

Specifications and prices are subject to change without notification.



**HARE & FORBES** 100% Australian Owned Est. 1930  
**MACHINERYHOUSE**  
"Setting the standard for quality and value"

**SYDNEY**  
(02) 9890 9111  
1/2 Windsor Rd, Northmead

**BRISBANE**  
(07) 3715 2200  
625 Boundary Rd, Coopers Plains

**MELBOURNE**  
(03) 9212 4422  
4 Abbots Rd, Dandenong

**PERTH**  
(08) 9373 9999  
11 Valentine St, Kewdale

**SIGN-UP  
TO WIN PRIZES &  
RECEIVE DISCOUNTS**

HUMOR FROM THE SHAVINGS.

## **EXERCISE IS THE BEST MEDICINE?**



**My favourite exercise is a  
cross between a LUNGE  
and a CRUNCH ...**

**I call it LUNCH!**

**PLEASE NOTE HUMOR FROM THE SHAVINGS WILL NO LONGER BE A REGULAR FEATURE. THIS  
IS DUE TO AN ACCIDENTAL PROBLEM WITH COPYWRITE. THE EDITOR.**





NSW Distributor of the Entire Boatcraft Pacific Range  
[www.BoatCraftNSW.net](http://www.BoatCraftNSW.net)

**Advice & Product on all of your Boatbuilding,  
woodworking and construction needs**

Ph: (02) 9533 5470

Email: [Bote.cote@optusnet.com.au](mailto:Bote.cote@optusnet.com.au)

All the products we sell are sourced through Australian manufacturers where possible and are also designed to be as safe as possible for the consumers safety!

We have products for all sorts of applications from waterproof glues to clear finishes for all situations from pen making all the way to doing river pours.

We pride ourselves on knowing how to use our products that's why we have a company policy  
"There is no such thing as a silly question"

***We have introduced a club special just for you guys at Hand and Eye  
Just provide your club membership on ordering and you will receive***

***5% discount for orders under \$100***

***10% discount for orders over \$100***

***We are happy to come out to your club upon appointment to talk more about  
our products and their uses.***

**CHECK US OUT ON YOUTUBE**

**"The Epoxy Guru – Tips & Tricks"**

Hit the big red button to subscribe to our You Tube Channel!

Click the Bell for all Notifications of our latest video uploads



**Epox-E-Glue** **Purbond**



**BOTE COTE**

**Aus Made and Safe Epoxy  
Resin**



HEALTH ISSUES.



HEALTH ISSUES.

# FALLS PREVENTION - Eyesight

**Impaired vision can increase your risk of falling** as it is harder for you to see hazards such as obstacles, uneven footpaths, edges of steps or objects, and spills on the floor.

## **Is your eyesight changing?**

- Spots or dark patches in your vision
- Clouding or opaque vision
- Decreased colour vision
- Distorted vision
- Double vision
- Sudden eye pain, discomfort or redness
- Reduced ability to adjust to light changes

**If you notice any changes to your eyesight, seek help from a qualified health professional**

## **What you can do**

- Have annual eye checks.
- Talk to your doctor about cataracts. If you have cataracts, arrange to have them re-moved as soon as recommended.
- New glasses will take time to adjust to. Be extra careful when walking and moving around while wearing new glasses.
- Bifocal and multifocal lens glasses make it harder to judge distance and position of kerbs and steps. Consider using a pair of single lens glasses for walking and take
- care when using steps.
- Wear sunglasses and a hat to reduce glare when outside.
- Give your eyes time to adjust when moving from well-lit to poorly-lit areas.
- Make sure your house is well-lit. Install a night light in the bedroom and hallway. Install lights at the top and bottom of stairs.
- Avoid clutter on the floors in your home and garden.

For further information:

**Email:** [falls@cec.health.nsw.gov.au](mailto:falls@cec.health.nsw.gov.au)

**Web:** [www.cec.health.nsw.gov.au](http://www.cec.health.nsw.gov.au)

**Disclaimer:** *This article is not intended, nor should it be read, as medical advice. It is merely information to be used in recognising and responding to some symptoms and if in any doubt, medical advice and attention should be sought.*

# McJING

## Tools

Engineering & Woodworking

High Speed Steel Tool Bits, Woodturning Chisels, Carbide Changeable Tips, Forstner Bits, CBM Grinding Wheels, Sharpening, Polishing, Lathe Chuck & Accessories, Etc.

**454 HUME HIGHWAY. YAGOONA NSW 2199. We are an easy walk from Yagoona Station.**

Shop Open: Monday to Friday 9:30 to 4:30, Saturday 9:30 to 12:30

Online Shopping available through our website: [www.mcjing.com.au](http://www.mcjing.com.au)

Email: [order@mcjing.com.au](mailto:order@mcjing.com.au) OR **TELEPHONE ☎(02)9709 8805**




### SHALLOW CURVE ROUGHING GOUGE:

3.2 x 20 x 140mm

5.5 x 32 x 230mm

6.3 x 42 x 230mm



### CHANGEABLE CARBIDE TIPS & HOLDER SET:

This new holder design features an innovative cross groove along with each interchangeable tip having a molded cross bead to sit properly and stop tip movement. Tips can be rotated 90 degrees multiple times for extra usage. Holder is 10x10x170mm while tips come in 5 sizes: One Round 12mm, One Round 16mm, One 11x11mm Square, One 11x11mm Square with large radius and One Diamond 10x27mm.



**CBN GRINDING WHEEL:** CBN is Cubic Boron Nitride. Don't have to worry about dressing or shaping like typical aluminum oxide wheels. It's perfect for sharpening HSS turning tools. You will achieve a super fine, sharp edge with polished bevel on either hardened tool steel or carbide. CBN Grinding Wheel are very quiet, produce very little sparks and generate very little heat when sharpening. The steel wheel body with hollow recessing bushing to make it light.



**MT.2 THREE STEP BUFFING SYSTEM:** A durable wax finish with MT.2 lathe-mounted polishing system. Buffing passes are made with a Tripoli buff (linen wheel), White Diamond buff (linen/flannel wheel), then Carnuba wax (flannel wheel).

The final finish is very similar to multiple coats of lacquer but is softer and much deeper. Including: 3pcs 8" fabric buffing wheels 1pc Tripoli bar, 1pc White diamond bar, 1pc Carnuba wax bar. 1pc MT.2 heavy duty lathe mandrel which holds the buffing wheels. The system requires a lathe with a minimum of 1/2HP. It is recommended that the final piece be pre-treated with Danish Oil.

## GUILD ITEMS FOR SALE.

Please see your Guild Representative for prices if you want any of these items.



Guild Cloth Patch




Guild Baseball Cap



Lapel Badge

If there is anything you, or your club wish to sell. Or something you are looking for let me know, I am happy to put it into By Hand and Eye.



**This book is by George Hatfield, (Membership Number 2 and a Life Member of the Guild).**

**George wants to “Leave something on the shelf”, so he put this together. It is aimed at beginners.**

**It is 47 pages and will sell through your Guild Representative for \$7, (very good value). Contact Philip McLeod 0418 267 096 or your Guild Representative if you want one.**



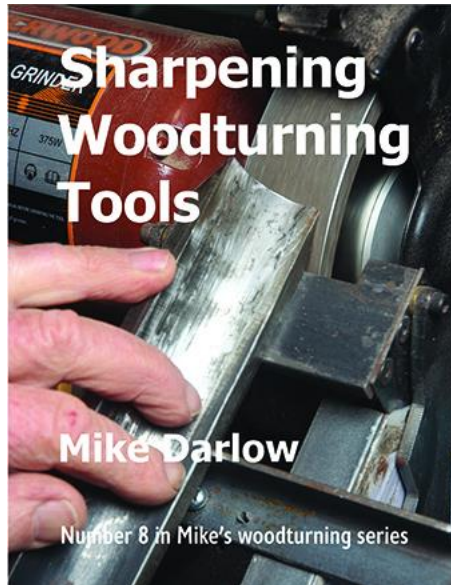
**NEW BOOK BY MIKE DARLOW – SOUTHERN HIGHLANDS MEMBER.**

My new sharpening book is now available.

*Sharpening Woodturning Tools (SWT)* is the seventh book in Mike Darlow's colour woodturning series. It is now available in Australasia, North America and Europe only via Amazon's print-on-demand facility.

*SWT* explains why and shows how you can sharpen economically, quickly, with repeatable accuracy, and less often.

It achieves this by first explaining the principles (fundamental truths) of woodturning and sharpening which should determine how tools are sharpened. In doing so *SWT* shows that much of the huge volume of sharpening advice produced since 1956 has not been soundly based on these principles. *SWT* then discusses materials and equipment, and lastly how to optimally sharpen the different tool types.



**Publication and buying**

The introduction of YouTube has adversely affected the viability of conventionally publishing how-to books. Mike has therefore published *SWT* using Amazon's print-on-demand facilities.

**To order:**

- go to Amazon.com.au
- at the top of the Amazon home page, click on the down arrow to the right of "All". Tick "Books" in the drop-down menu which appears. Write "mike darlow" in the blank space. Click on the orange magnifying glass to the right
- when the Mike Darlow page appears, *SWT* appears at the top of the page priced at \$35.20 including GST. Click on the image of *SWT*'s front cover
- When the *SWT* page appears, specify the quantity you want, and click on "Buy Now" in the orange obround.
- Continue through the buying steps, and Amazon will then print, bind and dispatch your order.

Mike's email address is [mike@mikedarlow.com](mailto:mike@mikedarlow.com) His website address is <https://mikedarlow.com>

## **BOOK REVIEW.**

Firstly, I must point out that the following opinions are my personal opinions.

When I started reading this book, I started by trying to summarize the book chapter by chapter. I then realized that Mike had already done this, (see By Hand and Eye January 2024). The book's stated aim is to collect, summarize and simplify the large pile of books on different Grinding/Sharpening ideas that exist in the Woodturning world into one book.

Because the summary was already out there, I switched direction and started noting down my impressions and thoughts. What follows is those.

Years ago, like many new woodturners I was told that sharpening woodturning tools was a fine art acquired over many years and requiring years of practice. In fact, in some ways, it appeared almost like a "Black Art" with almost mystical qualities required.

Each time I HAD to grind/sharpen my tools I approached the task with great trepidation. I was always worried that I would do something wrong and ruin a fairly expensive tool and then not be able to correct the mistake. Normally I only grind my tools once a year unless I accidentally stick it in a chuck or something similar. The rest of the time I just hone them, and this works well for me and the amount of work I do with the tools.

Eventually I became fairly proficient at grinding my tools using various tricks like guides attached to the grinder, or marker pens etc. In fact, parts of this book confirmed some of the things that I have been doing as I learnt by trial and error. It was nice to have some things confirmed so I knew I was on the right track.

After reading this book I no longer have these concerns, and upon the recommendation of Mike I now use a jig, (much better). I now approach the task of grinding with more confidence. Basically, what he appears to be saying is that like woodturning grinding your tools is as much about what you like and what suits the task you are going to perform as anything. Nothing is written in blood on the floor. Certainly, some sharpening angles are going to be better than others, in reducing the number of times you have to go to the grinder and how quickly the edge dulls, but in the final analysis it is what suits you.

He takes the approach that there is what he calls the optimum grinding angle for each type of tool, and that is not necessarily the angle that the manufacturer put on the tool. Also, the angles that manufacturers put on the tools sometimes date from the days of carbon steel tools. Today we have High Speed Steel available as well as some more exotic steels. This must have an impact on the grind used on the tool.

There is a lot of technical detail in the book, which some people like, others maybe not so much, but you do not need to be a maths or physics professor to get what the book is talking about.

Chapter 3 deals with what happens when you put a tool to the grinding wheel or honer. While it is not essential to understand all the physics involved with grinding and honing it has given me a better understanding of what happens and why things can go wrong. It also offered some guidance on setting up grinders and what to look out for with maintenance and cleaning. There are lots of opinions and ideas on grinding using jigs of various types.

Chapter 4 points out that you should not assume that the manufacturer of a tool has made the tool ready for use, (A very interesting comment and something I have thought for some time, The ED). There are also ideas on using Bowl Gouges and some insight on why he does not sand his bowls – hmmm. The book goes into sharpening different noses on Bowl Gouges.

The book does go into some detail on the authors own simple and inexpensive sharpening system. However, it also covers the pros and cons of the other systems.

At the beginning of this review, I said that the stated aim of the book was “to collect, summarize and simplify the large pile of books on different Grinding/Sharpening ideas that exist in the Woodturning world into one book.” I think the book achieved its aim.

Personally, I would like to thank Mike for demystifying grinding and sharpening and bringing some common sense into this aspect of woodturning.

P.S. Mike if I have somehow got the wrong slant on this, I am happy to print your reply.

## **WOODTURNING QUIZ**

(Answers will be published near the last page).

### **Acknowledgements**

It would be impossible to name all the people who have helped with the quiz over the years, but I thank George Hatfield, Mike Darlow, Terry Martin, Mark Sfirri, Jean-Francois Escoulen, Stephen Hogbin, Simon Priem, Lindsay Skinner, Frank Bollins, Keith Smith, Dick Turner, Bernie Carveth, Col Herbert, Des Lane, Allan Game, Karen Blewden, David Laird, John Ewart, Bernie Axford, Dale Hageman, Richard Raffan, Vic Wood, Bonnie Klein, Robin Wood, Stuart King, Dale Nish, Steve Riley, Phil McNabb, Tony Garbellini and my father, Ernie Newman. Apologies to those I have missed. Ernie Newman.

### **Now to the Quiz:**

1/ Timber is used in space craft; true or false?

2/ Link the Australian turners listed below with the type of turning for which they are known.

John Wooller, Stephen Hughes, George Hatfield, Vic Wood.

Square edged bowls, furniture and architectural components, large-scale multi-centre sculptural pieces, elegant ceremonial vessels often incorporating carving.

3/ Which can be honed to a sharper edge, carbon steel or high speed steel?

4/ Is it easier to hand chase threads on wooden turnings at 300rpm or 1000 rpm?

5/ What was meant by the expression, 'misterie of woodturning', in medieval England: A/ the trade of woodturning B/ the strange and secret philosophy of the woodturner's Guild C/ the art of turning with a skew chisel.

**carbatec.**  
THE HOME OF WOODWORKING

**Sydney Woodturners Guild**  
**SAVE 15%\* at Carbatec!**

\*Discount excludes gift cards, Axiom, i2R, SCM, Festool, Veritas, Tormek, already discounted items and freight.



**All the best woodworking brands  
are at Carbatec.**

**BORA**

**carbatec**

**CMT**

**Kreg**

**JessEm**

**LAGUNA**

**nova**

*Robert Porby*

**ROCKLER**  
WOODWORKING AND HARDWARE

**SawStop**

**Titebond**

**titan**

Visit your local store or call 1800 658 111

ADELAIDE • BRISBANE • HOBART • MELBOURNE • PERTH • SYDNEY • AUCKLAND • CHRISTCHURCH

CARBATEC.COM.AU



## AROUND THE REGIONS

### FROM THE GUILD.

The Guild meeting was held on Monday 29<sup>th</sup> January.

Business arising from Minutes: The new wording for the change to the Guild Constitution Life Membership was approved. The new Public Officer needs to inform Fair Trading of the change.

Your Guild currently has \$11,101.12 available to it.

There are 205 members as of 29 January 2024. We have not yet returned to pre Covid numbers.

The Guild will be demonstrating for 6 DAYS at the Easter Show. We will have a larger area than previously.

The Timber Tools and Artisans Show for Sydney is still To Be Advised. Brisbane looks like going ahead 22 – 23 March.

The new wording for the Guild Constitution has been agreed to by the representatives of the Regions/Clubs. Once Fair Trading have been notified of the change copies will be distributed to all the Regions/Clubs.

Phil McLeod was asked to approach Catherine Ritter about getting a QR code for the Guild. This is so we can have it up at the show for people to scan if they wish to.

**Region / Club Membership Secretaries please note that until further notice new memberships, or members renewing paperwork should go to Ken Morgan ([swgmembershipsec@gmail.com](mailto:swgmembershipsec@gmail.com)) , cc'd Ian Cocks ([ian.cocks@gmail.com](mailto:ian.cocks@gmail.com)).**

Members and regions / clubs are reminded that if you are meeting out of normal times, or at different places or doing activities PLEASE let the Secretary know. A large part of your membership is for insurance, but it ONLY WORKS if the secretary knows about what is happening. An email or phone call is all that is required.

FROM THE EDITOR – When taking photographs for inclusion in the BH&E please try to put the item on a white, or light coloured background with as much natural light as possible. This will make it come out better in the newsletter. Thank you.

Please remember: If you send me something for BH&E I will print it. Email: [phlpmcld@gmail.com](mailto:phlpmcld@gmail.com)

### MENAI REGION.

#### **Guild Report 29 January 2024:**

Menai have had 2 meetings, which were well attended. They have been asked to put on a display at the Bay Central Development on 8, 9 and 10 February.

**Show and Tell January 2024:** This month's theme " Drafts Pieces ".



PAUL IBBOTSON Full set of pieces on board. Red and Blue colouring.



ROBERT LOVISA Full set of pieces. Red and Blue circles with timber grain centres.



**MARKUS PEKERT** 6 pieces displayed per set. Second set marked by cross.



**ARTHUR WALKER** Full set of pieces on board. Player sets distinguished by light and dark timber colours.



**BOB THOMPSON** Full set of pieces displayed in a lidded box - each set featuring light and dark timber colours.



**TONY NEY** Full set of pieces displayed in a turned, lidded box. Each set made featuring light and dark timbers.



**MICK BOUCHARD** Full set of pieces made of light and dark timbers - 2 displayed.



**KEITH ALLEN** Six pieces of each set displayed. Each set features timber colour - light grain and Ebony (stain).

**Show and Tell February 2024: Theme “No Show and Tell”.**

## NORTHERN BEACHES.

### **Guild Report 29 January 2024:**

Northern Beaches will open on 6 February. The Christmas Party was a bit lean for members attending. They are building up a wood bank for members to use. Bill Black will be demonstrating on 18 February guests are welcome to attend. One of their oldest members Meg Webster is not well and will not be turning any more. She has left her tools at the Club for people to purchase.

### **Show and Tell February 2024:**

No Show and Tell

## BANKSTOWN REGION.

### **Guild Report 29 January 2024:**

Bankstown started up 2 weeks ago with 8 people attending.

### **Show and Tell February 2024:**



Mark Vincent – Bowl and stand in Rosewood.



Mark Vincent – Bowl and stand separated in Rosewood.



Mark Vincent – Bowl in Silky Oak with natural edge.



Harold Soans – 340mm high Bottle Brush Vase.



Harold Soans – 240mm high Urn in unknown wood.



Harold Soans – 185mm high lidded box in Bela with goblet which fits inside of the box.



Harold Soans – 100mm high lidded box in Bela with goblet which fits inside of the box.



Harold Soans 85mm as before



Harold Soans 65mm as before



An Mai – Pine inside out turning.



An Mai – Pine inside out turning with colour inside the turning.



An Mai – Pine inside out turning with colour on the outside of the turning.



An Mai – Pine egg inside out turning with ball inside on a stand.



An Mai – off the stand



An Mai – Pine egg inside out turning with ball inside on a stand.



An Mai – off the stand



## MACARTHUR REGION.

### **Guild Report 29 January 2024:**

MacArthur started on 28 January with 18 people attending. Steve McGrady will take on the task of submitting pictures for By Hand and Eye.

### **Show and Tell February 2024:**

No Show and Tell

## EASTERN REGION.

### **Guild Report 29 January 2024:**

Our Christmas Party was a great success with a number of wives and partners attending.

Our Shed closed down over the Christmas / New Year period. However due to demand it reopened early January. The Guild was notified of the change.

The group has acquired another Bruce Leadbeater lathe and a bigger bandsaw. Due to space issues the Record Lathe was sold to Philip McLeod. This will allow the Leadbeater lathe to be properly housed.


Philip McLeod will be away overseas from 31 January to 28 February inclusive.

### **General Business:**

It has been decided that the shed will open Thursday as well as Saturday each week. The Guild has been notified and this change will remain in force until further notice.

**Next Meeting:** February 4 at 10.00 am General Meeting followed by a BBQ.

### **Show and Tell February 2024:**



**George Xylas – Wood & Resin Pens  
Meleuca bowl, laminated pine fruit  
Bowl, Birds Mouth Cedar Bowl, Large  
Meleuca Bowl**




**Mel Dickson – Huon Pine Pepper  
Grinders**



**David Caruana – Small  
Jarrah bowl**



**Mario Dato – Wood & resin pens, Walnut Bangle, Small trinket box, small goblet, Fruit Bowl, Kids Puzzle combination of bowls.**



**Antonio Imperato – Segmented Bowl pine & redwood, Lidded Box resin with timber lid, Combination wood & resin pens.**

**Show and Tell March 2024:**

No Show and Tell for March

### SOUTHERN HIGHLANDS REGION.

**Guild Report from January 2024 Newsletter:**

Southern Highlands are not back yet. They will restart normal turning operations during the first week in February.

**February Show and Tell: Theme “Bowls”**





## EXCELLENCE AWARD ENTRIES



## MIKE DARLOW'S BOWLS



### GUILD AFILIATES CALENDER OF EVENTS

#### BANKSTOWN REGION

Bankstown Region has their shed open on the 1<sup>st</sup> and 3<sup>rd</sup> Saturday of each month from 0800 to approximately 1430.

They meet at the Girl Guide Hall, 157 Waldron Street, Chester Hill. 2162.

#### SOUTHERN HIGHLANDS REGION

Tuesday	Friday	Saturday (By Arrangement)
9 am – 12.30 pm	9 am – 12.30 pm	

Moss Vale Showground, 16 Illawarra Highway, Moss Vale NSW. 2577.

Monthly meeting 4<sup>th</sup> Saturday of month 11.00am -4.30pm

**Committee** (meets monthly at time as advised)

The AGM was held on 28<sup>th</sup> September. The following positions were filled as indicated.

President: Martin Nadas 4862 2268

Vice Pres: Steve Walker

Secretary: Michael Adamietz 0456 856 080

Treasurer: Gerald di Corpo



## SYDNEY NORTHERN BEACHES WOODTURNERS

The Sydney Northern Beaches Woodturners are located at the Girl Guide Hall, Forrestville Avenue, Forrestville, 2087. (near the Scout Hall).

"The woodturning workshop is open Tuesdays & Fridays from 0930.

Saturdays from 0830 for sessions that include learning, guidance and toy making.

A special teaching session may be held on Wednesday evenings dependent on the number of attendees"

**Meetings and Demonstrations are held on the third Sunday of each Month.**

**Starting at 9AM.**

**Secretary: Jenny Talbot      02 9451 6140**

## MENAI REGION WOODTURNERS.

<b>Men's Shed at Barden Ridge, (100metres down on right from Golf Driving Range) 5:30PM to 8:30PM</b>
<b>2<sup>nd</sup> and 4<sup>th</sup> Tuesday of the month</b>

## EASTERN REGION CALENDAR DATES.

Shed Openings are at 169 Bilga Crescent, Malabar.

Our Shed is open Saturday from 1000 to 1500, and Thursday from 1000 to 1400, can be extended if necessary.

The group meets on the first Sunday of the month for an administrative meeting, BBQ lunch and "Show and Tell".

## MACARTHUR REGION WOODTURNERS

The Macarthur Region Woodturners meet on the last Sunday of each month.

From 9:30AM to 2:30PM.

At the Robert Townson High School, Shuttleworth Avenue, (enter off Spitfire Drive), Raby.  
2566.

## REGION CONTACTS:

Macarthur: Paul Kruss 0417757877  
Ian Cocks 0410159180

Southern Highlands: Michael Adamientz 0456 856 080

Bankstown: David King 0424 188 857

Menai: Bill Black 0401701327

Northern Beaches: Jenny Talbot (Secretary) 02 9451 6140

Eastern: Mario Dato 0419 404 405  
Antonio Imparato 0408 550 678  
Philip McLeod 0418 267 096

## QUIZ ANSWERS

1/ The Chinese have used Oak [Quercus] on the nose cones of their rockets because it withstands the enormous heat generated on re-entry to the earth's atmosphere at 20 000 kilometres per hour. Although the top layer chars, the system works and it's cheap.

2/ John Wooller turns large-scale multi-centre sculptural pieces.

Stephen Hughes turns elegant ceremonial vessels often incorporating carving.

George Hatfield turns furniture and architectural components.

Vic Wood turns square edged bowls.

All these turners are versatile and all have had a great deal of influence on turning design.

3/ Tools made from carbon steel and high speed steel [HSS] can be honed to an equally sharp edge. HSS tools retain the edge a lot longer than carbon steel tools.

4/ It is possible to chase threads by hand at 1000 rpm but it is a lot easier at 300 rpm, mainly because the chaser moves across the work very quickly at 1000 rpm. This means that there is little time to remove the chaser at the end of each pass before the thread is damaged.

5/ In medieval England, the expression 'misterie of woodturning', meant the trade of woodturning. It included the concept that turning was a 'service' and 'a calling'. The term 'mysterie' didn't really carry the connotation of secrecy but medieval trade guilds attempted to protect their members by keeping their trade skills secret.

The members of the woodturners Guild in London faced competition from 'foreign' turners [those from the country and from overseas] and from joiners, carpenters, shipwrights and others. The Guild claimed that people from these trades were not competent to turn and, under the terms of its charter, frequently banned the sale of turned work that it judged to be defective. The 'foreign' turners also had their work banned sometimes and must have fumed as their 'faulty' work was scored and slashed so it couldn't be sold in London.

Find us on the web at: [www.sydneywoodturners.com](http://www.sydneywoodturners.com)  
[www.youtube.com](http://www.youtube.com) search Sydney Woodturners Guild  
[www.facebook.com](http://www.facebook.com) search Sydney Woodturners Guild  
All By Hand & Eye articles go to [byhandandeye@gmail.com](mailto:byhandandeye@gmail.com)  
Submissions for By Hand and Eye must be in 2 weeks before the  
Guild Meeting.  
**Submissions are best in Microsoft Word format.**

Mail:  
Secretary  
Sydney Woodturners Guild Inc.  
2 Docharty Street Bradbury NSW 2560

## **DISCLAIMER**

By Hand & Eye is a newsletter produced for the Sydney  
Woodturners Guild INC.

Any opinions, views or articles published are not necessarily  
those of the committee.

Although every care is taken in preparing By Hand & Eye the  
committee cannot accept responsibility or liability for any errors  
or omissions.