

BY HAND & EYE



THE OFFICIAL NEWSLETTER OF THE SYDNEY WOODTURNERS GUILD INC.

August 2024 / September 2024



REPLICA GUILD CANDLE STICK SHOWING THE TWO POSSIBLE CONFIGURATIONS

The Guild acknowledges and thanks George Hatfield for allowing the use of his Candlestick as the Guild's Logo.

THE GUILD COMMITTEE FOR 2023 / 2024

PRESIDENT	PHILIP MCLEOD
VICE PRESIDENT	TONY NEY
SECRETARY	IAN COCKS
TREASURER	IAN COCKS
MEMBERSHIP SECRETARY	KEN MORGAN
PUBLIC OFFICER	IAN COCKS
EVENT COORDINATOR	DAVID KING
ASSISTANT EVENT CO-ORD	TONY NEY
EDITOR NEWSLETTER	PHILIP MCLEOD

Committee members 2023 /2024

Ken Morgan	0400234381	Bankstown
David King	0424188857	Bankstown
Mario Dato	0419404405	Eastern
Phil McLeod	0418267096	Eastern
Bill Black	0401701327	Menai
Tony Ney	95200634	Menai
Alex Bendeli	02-94161976	Northern Beaches
John Cottle	02-99052107	Northern Beaches
John Donnelly	0418686227	Northern Beaches
Michael Adamietz	0456856080	Southern Highlands
Paul Kruss	0417757877	Macarthur
Ian Cocks	0410159180	Macarthur
Michael Twemlow	02-46284670	Macarthur

SEPTEMBER MESSAGE FROM THE PRESIDENT.



Welcome to the September edition of By Hand and Eye.

Your Guilds AGM will be held on Monday 30 September at 157 Waldron Street Chester Hill. The meeting starts at 1830, or 6:30PM if you prefer.

It would be great to see a few of the general members at the meeting.

The AGM as well as electing the committee is also a time to summarize the year for the Guild as a whole. It is a chance to meet some of the members and for the members to meet the people who they have entrusted with the running of their Guild.

Remember if someone nominates you for a position, you DO NOT have to accept the nomination. There should be no pressure, we are all in the Guild to have some fun, meet like-minded people and occasionally turn out a really nice piece.

Over the last few years I have not been able to get to meet you at your various regions/clubs. Unfortunately, I cannot see this changing in the foreseeable future due to my now living at Charlestown near Newcastle. So, it would be really great to meet some of you either at the AGM or at one of the other meetings which occur every two months, (check the calendar below for dates).

So, I hope to see some of you in the not too distant future.

Until next time, to quote a previous Guild President "Keep the Lathes turning," and have fun.

Philip McLeod

(PHILIP MCLEOD)
PRESIDENT

WELFARE

Eastern Region wish Sven Wallin a very happy birthday. Sven turned 99 years old in August. Sven is Guild member number 167 and was made a Life Member of Eastern Region some years ago. Sven moved to Laurieton on the Central Coast a few years ago to be closer to his family. These days he is still living independently, though with some help. We wish him all the very best for the future and look forward to him making 100 not out.

Eastern have heard that one of our oldest members, Gerry Brady (Snr) has been battling Skin Cancer for some months. He has had significant surgery for the condition. The group wishes him well and hopes to see him at the shed again in the not-too-distant future.

Michael Twemlow's wife, (Pauline) passed away on Saturday 14 September. Funeral arrangements are unknown currently. The Guild extends its sympathy to Michael and his family during this trying time.

GUILD CALENDAR OF EVENTS 2024.

Guild meetings take place at the Girl Guide Hall, 157 Waldron Street, Chester Hill. 2162.

The Guild meets on the last Monday of every second month i.e. January, March, May, July, September and November.

Meetings start at 1830, (6:30PM) and finish at 2100, (9PM) at the latest.

All members of the Guild are welcome to attend, but only 1 elected representative can vote at these meetings. This is to ensure that no one region can "out vote" the smaller regions. Everyone has an equal say in how the Guild is run.

The following dates are significant for the Guild:

2024

Date TBA TIMBER, TOOLS and ARTISANS SHOW – Venue TBA

September 30 **AGM and GUILD MEETING**

October 6 Daylight Saving Starts – Clocks forward 1 hour.

October 7 Labour Day

November 25 LAST GUILD MEETING for 2024.

Early December Royal Easter Show Arts and Crafts entries Open

2025

Macarthur Region will be 32 Years young first meeting held 1993

January 26 Australia Day

January 27 FIRST GUILD MEETING for 2025

February 5 Royal Easter Show Arts and Crafts Entries Close

March 15 Menai Region is 31 Years young

March 29-29 (9am to 3pm) Deliver Item/s to the Show

March 31 GUILD MEETING

April 9 (6 to 9pm) Arts and Crafts Preview

11 – 22 APRIL - ROYAL EASTER SHOW

April 6 Daylight Saving Ends – Clocks back 1 hour.

April 12 Eastern Region is 19 Years young (meetings were held before this date. This is date of Incorporation).

April 16 Southern Highlands is 31 Years young

18 - 21 April EASTER

TBA Collect item/s from Royal Easter Show.

April 25 ANZAC DAY

May 26 GUILD MEETING

Date TBA TIMBER, TOOLS and ARTISANS SHOW – Venue TBA

9 June Kings Birthday

June 30 GUILD MEMBERSHIPS DUE

July 4 Guild is 42 Years young founding meeting at George Hatfield's home.

July 28 GUILD MEETING

August 4 Bankstown is 35 Years young

August 19 first formal Guild Meeting Sydney Tech College Ultimo.

September 17 Northern Beaches, (then Peninsula Region) is 32 Years young

September 29 **AGM and GUILD MEETING**

October 5 Daylight Saving Starts – Clocks forward 1 hour.

October 7 Labour Day

November 24 LAST GUILD MEETING for 2025

BH&E Closure Dates for Article Submission:

2024	2025	
20 SEPTEMBER	17 JANUARY	18 JULY
15 NOVEMBER	21 MARCH	19 SEPTEMBER
	16 MAY	14 NOVEMBER

The last 3 missing editions are: Anything from September 1983, 3/84 (May/June), 6/84 (November/December).

So, please check with friends, under beds, in old boxes and see if you have any of these old copies.

THE EDITOR

Phone 0418 267 096

Email: phlpmcld@gmail.com

WOOD WORKING MACHINES

WL-14V - Mini Wood Lathe

- Ø356 x 470mm turning capacity
- Electronic variable speed (450-3850rpm)
- Digital readout speed display
- 12 position spindle indexing
- 0.75hp, 240V motor



\$599 (W385)
SAVE \$50

WL-46A - Electronic Variable Speed Wood Lathe

- Ø462 x 1194mm turning capacity
- Electronic speeds 100-3200rpm
- Cast iron bed, head and tailstock
- 1.5kW/2hp, 240V motor
- Includes faceplate, drive & live centres, toolrest & stand



\$2,499 (W387)
SAVE \$196

Suits WT-3C Replacement Carbide Tip

- 4 Piece set
- 4 interchangeable carbide inserts replacement set
- Triangle, Square, Half Round, 2" Radius End



\$35 (W300T)
SAVE \$7.90

WT-3C - Carbide Wood Turning Tools

- 6 piece set
- 1 x handle, 4 x tips & 1 x magnetic guard
- 4 interchangeable carbide chisel scrapers
- 300mm handle length



\$65 (W300)
SAVE \$12

WL52 - Heavy Duty Electronic Variable Speed Wood Lathe

- Ø520 x 910mm turning capacity
- Electronic variable speed 50-3890rpm
- Versatile 24 position indexing
- 2MT tailstock & headstock taper
- 720mm bowl diameter on outboard attach.
- 1.5kW / 2hp 240V inverter motor

\$4,995 (W686)
SAVE \$274



WL-20 - Swivel Head Wood Lathe

- Ø370 x 1100mm turning capacity
- Swivelling headstock
- Variable speed 500-2000rpm
- 0.75kW/1hp, 240V motor
- Includes bowl turning attachment faceplate, drive & live centres toolrest & stand

\$799 (W384)
SAVE \$70



WL-18 - Swivel Head Wood Lathe

- Ø310 x 900mm turning capacity
- Swivelling headstock
- Variable speed 500-2000rpm
- 0.75kW/1hp, 240V motor
- Includes bowl turning attachment faceplate, drive & live centres

\$695 (W382)
SAVE \$64



HSS WOOD TURNING TOOLS

WT-8

- 8 Piece set
- High speed steel
- Up to 230mm handle



\$105 (W301)
SAVE \$16

WT-6

- 6 Piece set
- High speed steel
- Up to 350mm handle



\$125 (W302)
SAVE \$18

CHSP3

- 3 Piece set
- Ergonomically shaped handle design for better grip & comfort



\$70 (W3033)
SAVE \$12.50

CHS4S

- 4 Piece set
- Ergonomically shaped handle design for better grip & comfort



\$130 (W3034)
SAVE \$24

CHS6P

- 6 Piece set
- Ergonomically shaped handle design for better grip & comfort



\$220 (W3036)
SAVE \$33

CHS4HD

- 4 Piece set
- Extra long ergonomically shaped handle design for better grip, leverage & comfort



\$297 (W3039)
SAVE \$66

View and purchase these items online: www.machineryhouse.com.au/HAE2410

Specifications & Prices are subject to change without notification.
All prices include GST and valid until 01.11.24

HARE & FORBES 100% Australian Owned Est. 1930
MACHINERY HOUSE
"Setting the standard for quality and value"

SYDNEY
(02) 9890 9111
1/2 Windsor Rd,
Northmead

BRISBANE
(07) 3715 2200
625 Boundary Rd,
Coopers Plains

MELBOURNE
(03) 9212 4422
4 Abbots Rd,
Dandenong

PERTH
(08) 9373 9999
11 Valentine St,
Kewdale

NOW OPEN
ADELAIDE
(08) 9373 9969
Unit 11/20 Cheltenham
Parade
Woodville SA 5011

05 H&E 011024



NSW Distributor of the Entire Boatcraft Pacific Range
www.BoatCraftNSW.net

**Advice & Product on all of your Boatbuilding,
woodworking and construction needs**

Ph: (02) 9533 5470

Email: Bote.cote@optusnet.com.au

All the products we sell are sourced through Australian manufacturers where possible and are also designed to be as safe as possible for the consumers safety!

We have products for all sorts of applications from waterproof glues to clear finishes for all situations from pen making all the way to doing river pours.

We pride ourselves on knowing how to use our products that's why we have a company policy
"There is no such thing as a silly question"

***We have introduced a club special just for you guys at Hand and Eye
Just provide your club membership on ordering and you will receive***

5% discount for orders under \$100

10% discount for orders over \$100

***We are happy to come out to your club upon appointment to talk more about
our products and their uses.***

CHECK US OUT ON YOUTUBE

"The Epoxy Guru – Tips & Tricks"

Hit the big red button to subscribe to our You Tube Channel!

Click the Bell for all Notifications of our latest video uploads



Epox-E-Glue **Purbond**



BOTE COTE

**Aus Made and Safe Epoxy
Resin**



HEALTH ISSUES.



HEALTH ISSUES.

FALLS PREVENTION

- Eyesight

Impaired vision can increase your risk of falling as it is harder for you to see hazards such as obstacles, uneven footpaths, edges of steps or objects, and spills on the floor.

Is your eyesight changing?

- Spots or dark patches in your vision
- Clouding or opaque vision
- Decreased colour vision
- Distorted vision
- Double vision
- Sudden eye pain, discomfort or redness
- Reduced ability to adjust to light changes

If you notice any changes to your eyesight, seek help from a qualified health professional

What you can do

- Have annual eye checks.
- Talk to your doctor about cataracts. If you have cataracts, arrange to have them re-moved as soon as recommended.
- New glasses will take time to adjust to. Be extra careful when walking and moving around while wearing new glasses.
- Bifocal and multifocal lens glasses make it harder to judge distance and position of kerbs and steps. Consider using a pair of single lens glasses for walking and take
- care when using steps.
- Wear sunglasses and a hat to reduce glare when outside.
- Give your eyes time to adjust when moving from well-lit to poorly-lit areas.
- Make sure your house is well-lit. Install a night light in the bedroom and hallway. Install lights at the top and bottom of stairs.
- Avoid clutter on the floors in your home and garden.

For further information:

Email: falls@cec.health.nsw.gov.au

Web: www.cec.health.nsw.gov.au

Disclaimer: This article is not intended, nor should it be read, as medical advice. It is merely information to be used in recognising and responding to some symptoms and if in any doubt, medical advice and attention should be sought.

**ADD YOUR NAME
TO THE HONOUR ROLL**



SCREENING SAVES LIVES

Bowel cancer screening can be done in the privacy of your own home bathroom

EDITORS PERSONAL NOTE: In June my wife was diagnosed with Bowel Cancer and underwent a 4 hour operation to remove the cancer. Because it was caught at a relatively early stage, she will now be OK. No Chemo or Radio therapy required. There will be several months of recovery. PLEASE DO YOURSELVES A FAVOR – if you notice any changes or blood speak to your doctor.

EXERCISE IS THE BEST MEDICINE?



**My favourite exercise is a
cross between a LUNGE
and a CRUNCH ...**

I call it LUNCH!

McJING

Tools

Engineering & Woodworking

High Speed Steel Tool Bits, Woodturning Chisels, Carbide Changeable Tips, Forstner Bits, CBM Grinding Wheels, Sharpening, Polishing, Lathe Chuck & Accessories, Etc.

454 HUME HIGHWAY. YAGOONA NSW 2199. We are an easy walk from Yagoona Station.

Shop Open: Monday to Friday 9:30 to 4:30, Saturday 9:30 to 12:30

Online Shopping available through our website: www.mcjing.com.au

Email: order@mcjing.com.au OR **TELEPHONE ☎(02)9709 8805**




SHALLOW CURVE ROUGHING GOUGE:

3.2 x 20 x 140mm

5.5 x 32 x 230mm

6.3 x 42 x 230mm



CHANGEABLE CARBIDE TIPS & HOLDER SET:

This new holder design features an innovative cross groove along with each interchangeable tip having a molded cross bead to sit properly and stop tip movement. Tips can be rotated 90 degrees multiple times for extra usage. Holder is 10x10x170mm while tips come in 5 sizes: One Round 12mm, One Round 16mm, One 11x11mm Square, One 11x11mm Square with large radius and One Diamond 10x27mm.



CBN GRINDING WHEEL: CBN is Cubic Boron Nitride. Don't have to worry about dressing or shaping like typical aluminum oxide wheels. It's perfect for sharpening HSS turning tools. You will achieve a super fine, sharp edge with polished bevel on either hardened tool steel or carbide. CBN Grinding Wheel are very quiet, produce very little sparks and generate very little heat when sharpening. The steel wheel body with hollow recessing bushing to make it light.



MT.2 THREE STEP BUFFING SYSTEM: A durable wax finish with MT.2 lathe-mounted polishing system. Buffing passes are made with a Tripoli buff (linen wheel), White Diamond buff (linen/flannel wheel), then Carnuba wax (flannel wheel).

The final finish is very similar to multiple coats of lacquer but is softer and much deeper. Including: 3pcs 8" fabric buffing wheels 1pc Tripoli bar, 1pc White diamond bar, 1pc Carnuba wax bar. 1pc MT.2 heavy duty lathe mandrel which holds the buffing wheels. The system requires a lathe with a minimum of 1/2HP. It is recommended that the final piece be pre-treated with Danish Oil.

GUILD ITEMS FOR SALE.

Please see your Guild Representative for prices if you want any of these items.



Guild Cloth Patch




Guild Baseball Cap



Lapel Badge

If there is anything you, or your club wish to sell. Or something you are looking for let me know, I am happy to put it into By Hand and Eye.



This book is by George Hatfield, (Membership Number 2 and a Life Member of the Guild).

George wants to "Leave something on the shelf", so he put this together. It is aimed at beginners.

It is 47 pages and will sell through your Guild Representative for \$7, (very good value). Contact Philip McLeod 0418 267 096 or your Guild Representative if you want one.

For Sale

After 20 plus years of wood turning ,old age has caught up with me and I have to close down my workshop.

I have a heap of stuff I need to get rid of and I am prepared to get rid of it at give away prices .

Two pressure pots used for epoxy/wood casting . One 10 litre and one 15 litre . The lid of one has been modified to connect to a compressor .Both pressure pots are the same diameter so the lid can be swapped to ether pot . \$50 for the pair .

Large pedestal drill 10 speed , Toolmac . \$30

Sharpening Station . Grinder with CBN wheel and aluminium oxide wheel .Truegrind sharpening jig \$50

Saw bench, Carbatec contractors saw , \$50

Bandsaw, Scheppach Basato 4 \$50

Oil less compressor \$50

Deep hollowing rig . I have used this to hollow vessels up to 300mm deep . Adaptable to almost any lathe . Uses Woodcut powerhead .

Two small dust extractors . \$30 each

Arc welder WIA 130 amp with chipping hammer and helmet . Mounted on mobile stand \$50

A set of beading tools made by D Way tools . Can make 6 sizes of beads . Includes handle \$50

Robert Sorby texturing tool . Has four cutters for texturing and spiral patterns . \$30

A lot of bowlblanks and roughed out bowls . Take your pick .

Contact me for further details

peggyted@outlook.com or 0402079173

My workshop is located at Burwood

Ted Batty

Bankstown branch

FOR SALE.

Bankstown has 2 dust extractors for sale with micro filters. They work really well. \$250 each Ono.



Contact Dave King 0424 188 857

FOR SALE – NEWCASTLE NSW.



Woodfast Lathe 3040A – Specs are on Internet \$4000.00

Contact Jan Palmowski 0412 080 404



Dust Extractor and Cyclone \$300.00

WOODTURNING QUIZ

(Answers will be published near the last page).

Acknowledgements

It would be impossible to name all the people who have helped with the quiz over the years, but I thank George Hatfield, Mike Darlow, Terry Martin, Mark Sfirri, Jean-Francois Escoulen, Stephen Hogbin, Simon Priem, Lindsay Skinner, Frank Bollins, Keith Smith, Dick Turner, Bernie Carveth, Col Herbert, Des Lane, Allan Game, Karen Blewden, David Laird, John Ewart, Bernie Axford, Dale Hageman, Richard Raffan, Vic Wood, Bonnie Klein, Robin Wood, Stuart King, Dale Nish, Steve Riley, Phil McNabb, Tony Garbellini and my father, Ernie Newman. Apologies to those I have missed. Ernie Newman.

Now to the Quiz:

- 1/ An Angophora costata tree [also known as smooth barked apple and Sydney red gum] has a 300mm diameter limb sawn off. How long does it take for the tree to grow a protective cover over the sawn area: 5 years, 15 years or 100 years?
- 2/ What advantage does the skewed cutting edge on a skew chisel have over a square cutting edge such as that on a traditional carpenter's chisel?
- 3/ Which is more dangerous: turning a tool handle 50 mm in diameter and 300 mm long or a bowl 50 mm deep and 150 mm in diameter?
- 4/ Some old industrial lathes have a brake. Is there any problem with using a brake to stop a lathe quickly?
- 5/ The turned wooden pinard horn had a great impact on medicine in the second half of the nineteenth century. Was it used as a hearing aid, or as a way to detect the heartbeat of an unborn baby or to probe orifices?

carbatec.
THE HOME OF WOODWORKING

Sydney Woodturners Guild
SAVE 15%* at Carbatec!

*Discount excludes gift cards, Axiom, i2R, SCM, Festool, Veritas, Tormek, already discounted items and freight.



**All the best woodworking brands
are at Carbatec.**

BORA

carbatec

CMT

Kreg

JessEm

LAGUNA

nova

Robert Porby

ROCKLER
WOODWORKING AND HARDWARE

SawStop

Titebond

titan

Visit your local store or call 1800 658 111

ADELAIDE • BRISBANE • HOBART • MELBOURNE • PERTH • SYDNEY • AUCKLAND • CHRISTCHURCH

CARBATEC.COM.AU

AROUND THE REGIONS

FROM THE GUILD.

The Guild meeting was held on Monday 29th July via Zoom.

Your Guild currently has \$7,611.01 available to it. Insurance for this year was \$7397.68.

Membership Secretary – There are currently 148 paid up members of The Sydney Woodturners Guild. This is well short of the listed 200.

Previously it was reported by Tony Ney that in future Royal Easter Shows Class 287 Platters and Bowls will have to have a minimum size of not less than 300mm and must involve at least 90% turning. **After some discussion it was decided that this was unacceptable. Therefore, there will be no minimum size for this class at the Royal Easter Show. The class will remain as it always was.**

Due to money laundering activities through Not for Profit organisations in Victoria. The Australian Government have asked the ATO to tighten the governance for Not for Profit organisations. This means that our reporting will not be as simple as it has been in the past. Bill Black is across this and will report to the next Guild Meeting in September. It will probably require us to become a charity and make some changes to our constitution. We have until the end of March 2025 to make the changes. If we do not make the changes we will have to start putting in annual tax returns and get a tax file number etc. This change effects all Not for Profit organisations, including Men's Shed, Model Railway Clubs, sporting clubs to name a few.

Next Guild Meeting will be at 157 Waldron Street, Chester Hill starting at 1830 on Monday 30 September 2024. This will also be the Guild AGM.

Next Guild Meeting will be via Zoom 1830 on Monday 30 September 2024. Meeting and AGM.

Region / Club Membership Secretaries please note that until further notice new memberships, or members renewing paperwork should go to Ken Morgan (swgmembershipsec@gmail.com) , cc'd Ian Cocks (ian.ocks@gmail.com).

Members and regions / clubs are reminded that if you are meeting out of normal times, or at different places or doing activities PLEASE let the Secretary know. A large part of your membership is for insurance, but it ONLY WORKS if the secretary knows about what is happening. An email or phone call is all that is required.

FROM THE EDITOR – When taking photographs for inclusion in the BH&E please try to put the item on a white, or light coloured background with as much natural light as possible. This will make it come out better in the newsletter. Thank you.

Please remember: If you send me something for BH&E I will print it. Email:phlpmcld@gmail.com

NEW TEMPORARY SEGMENT, GUILD COMMITTEE MEMBER PROFILE.

PHILIP McLEOD – PRESIDENT SYDNEY WOODTURNERS GUILD.



Philip McLeod was introduced to woodturning while attending Casino High School. In those days all boys in First Form, (Year 7 now), had to do six months of woodwork and six months of metalwork. He enjoyed the woodwork so continued it to Forth Form, (Year 10). During this time, he had to make a Bowsaw, and as part of that had to turn the handles. He loved the experience of using the lathe.

In 1997 he attended a Working with Wood Show at the Sydney Moore Park Show Grounds. There he saw a cheap ex-demonstration lathe from Hare and Forbes and decided to purchase it and “play around” for a bit.

Eventually he started turning Scout Woggles patterned on the Scout “Lemon Squeezer” hat. This has become very popular, and he must have turned nearly 1000 of them since then.

Fiddling around by himself he realized that he was having trouble turning bowls. Searching for a TAFE course in woodturning offering training, the only thing that kept appearing was Sydney Woodturners Guild. After contacting Bart Galea he attended some meetings of The Eastern Region Woodturners. Philip McLeod joined the Sydney Woodturners Guild in 2010 and became their Guild Representative shortly after.

Since then, he has run Train the Trainer Courses for the Guild, been Guild President for a number of years, been the Editor of the Guild newsletter, By Hand and Eye, and been the Public Officer for Eastern Region Woodturners. These roles continue to this day.

MENAI REGION.

Guild Report 29th July 2024:

Menai advise that they are going well. They have been helping the Men’s Shed by making toys for their Christmas Charity.

Show and Tell June 2024: This month’s theme “Platter”.

Show and Tell April 2024: Theme “No Show and Tell”.

NORTHERN BEACHES.

Guild Report 29th July 2024:

Northern Beaches had a stall at Forestville Shops, a Bunnings BBQ, they have launched their Wood Bank, as well as being involved with a creative open day 27 – 28 July at their shed.

They submitted an article for the Northern Beaches Observer and it has been published. The article will appear in the September issue of By Hand and Eye.

On 17 July they were interviewed by Radio Northern Beaches. A 5 minute segment became a 35 minute session due to the interest it sparked.

Anna Dawes demonstration at their workshop was Emerging Bowls.

Their AGM was held on 28 July. This saw the reintroduction of their sausage sizzle.

The 2024-25 Committee members are as follows.

President: John Donnelly

Vice President: Alex Bendeli

Secretary: Jenny Talbot

Treasurer: Sandra Geraghty

Ordinary Committee Member: Julie Jarvis

Ordinary Committee Member: Ian Blume

Ordinary Committee Member: Brett Dach

We have three Guild representatives.

. Alexander Bendeli

. John Cottle

. John Donnelly

Show and Tell March 2024 “Easter”.



Sydney Northern Beaches Woodturners Inc Celebrates 30 Years

Sydney Northern Beaches Woodturners Inc (SNBW) have celebrated 30 years of promoting and maintaining the skills and art of woodturning. The club has recently relocated to Forestville just over the Roseville Bridge, on the border between the Northern Beaches Local Government Areas (LGA) and the surrounding LGAs: North Sydney, Willoughby, Lane Cove, Ku-ring-gai. The new workshop offers more space and is better equipped with a number of lathes, dust extraction and ancillary machinery adjunct to turning activities.

Since the TAFE woodturning trade course was cancelled, the skills are now taught by the various affiliations of the Sydney Woodturners Guild which covers the whole of the metropolitan region and of which SNBW are a member. The club always welcomes, and is on the lookout for, new members to share their passion for woodturning. A \$50 annual fee covers membership, insurance, newsletters and library books. There is a small usage fee paid on the day of attendance for consumables.


The SNBW workshop is open three days a week for members to practice, interact with other members, pick up ideas and discuss techniques over a cup of coffee. A workshop supervisor is available to greet new members, get them started with the basic skills of woodturning and maintain a safe environment. A Show-&-Tell session is always part of SNBW's monthly general meeting, where members discuss their latest turning



SNBW display at the 2024 Royal Easter Show and George Hatfield (right), member number two of the Woodturners Guild, showing his woodturning skills.

challenges and newly discovered methods to create functional or decorative objects. Special skills are explained by an invited demonstrator.

The SNBW will be on show for the Northern Beaches Creative Open Friday 25 and Saturday 26 July. SNBW is a non-profit organisation with no government grants. Funds are raised via members' fees and donations at various markets, Bunnings sausage sizzles, Royal Easter Show, woodturning demonstrations and sales. The club financially support several charities and their dedicated toy group makes wooden toys to deliver to children in need at Christmas. SNBW also has a range of turning materials which members can purchase.



Sydney Northern Beaches Woodturners

Location: old Girl Guide Hall, end of Forestville Ave, Forestville NSW 2087.

Hours:

- Tue & Fri 9:30am - 1pm*, Sat 8:30am-1:30pm*.
- 4th Friday of every month 9:30am - 3:30pm*.

Contact: www.snbwoodturners.com

Email: snbwoodturners@hotmail.com

Donations of wood or woodturning tools always welcome.

* Closing times vary depending on attendance numbers.

BANKSTOWN REGION.

Guild Report 29th July 2024:

Bankstown had their AGM on the 3rd of August 2024.

President: David King

Vice President: Ken Morgan

Secretary, Treasurer, Ronnie King

Guild Reps:

Dave King

Ken Morgan

Show and Tell July 2024:

MACARTHUR REGION.

Guild Report 29th July 2024:

Macarthur have been going well, with 1 new member. They have held their AGM.

JUNE / JULY:

This month's meeting of the Macarthur Woodturners Club began with a heartfelt and celebratory note as Steve McGrady was honored with a lifelong membership to the Guild. Steve's dedication to the club has been unwavering, marked by his creation of a comprehensive training program that has inspired and educated countless members. His commitment extends beyond training; Steve has tirelessly towed the club trailer to events and meetings throughout the year, ensuring the smooth operation and success of each gathering. As a fountain of woodturning knowledge, Steve has been a mentor and a guiding light, sharing his expertise generously and fostering a spirit of community and excellence within the club. His lifelong membership is a testament to his invaluable contributions and the profound impact he has had on the Macarthur Woodturners Club.

Show and Tell June / July 2024:

From the Editor – The description and pictures came to me separately. The pictures had no titles. I therefore matched them to the description as best as I could. I apologize for any mistakes or omissions.

Mary presented three distinct pieces. The first was a laminated ring with a crisscross pattern of contrasting dark and light grain. The ring was glued with Titebond 2, drilled with a Forstner bit, faced off, and rounded. The finished product was polished to a high sheen with Glow.



Her second piece was a beautifully crafted bangle. It was finished in a jam chuck and polished with Shellawax, highlighting the fine details and smoothness of the wood.

Mary's third item was a Jacaranda vase. This vase was meticulously hollowed out and polished with Glow. The bottom was turned off using a jam chuck, resulting in a flawless and elegant finish.

Dave showcased two items. The first was a poplar pen, finished with Triple E and Glow. He highlighted the challenges of working with the Bird's Eye pattern in the wood.



His second item was an oak box, gifted to him by Werner. This piece had sat in his shed for some time and presented several challenges, such as raised grain and a very small tenon. Dave creatively used sand and seal to achieve a multi-textured finish. The handle was made from River Red Gum and finished with Triple E and Glow.

Merv brought in a series of platters made from a massive River Red Burl. These were turned into blanks using a chainsaw and parting tool, rather than a bowl saver. Merv remarked on the difficulty of working with this hard wood.



One of his bowls was particularly notable, decorated with resin and Jarrah to create a striking contrast. Additionally, he displayed three pens made with resin, which were set in a sushi container. All of Merv's pieces were finished with Mirotone, giving them a professional and durable finish.

Denis presented a wooden spatula handle. The handle was crafted from an old hardwood fence post and attached to a metal spatula. He finished the piece with Organoil and a spray-on clear coat, preserving the rustic charm of the reclaimed wood.

The Editor – I was unable to find a picture to match the description above.

Lee's contribution was a live-edged vase turned from very wet African Olive. He had hoped the vase would distort as it dried, but it remained surprisingly stable. Removing the pith reduced the likelihood of movement or cracking. The bottom was finished with a jam chuck, and the entire piece was completed with wipe-on poly, resulting in a smooth and natural finish.



Ferdi brought two bowls to the meeting. The first was a London Plane bowl, given as part of a raffle prize. It was finished with two coats of sand and seal and two coats of friction polish (Ubeaut Aussie Oil). Ferdi planned to remove the foot using a sticky tape chuck.

The second bowl was made for his wife out of Jacaranda. This bowl was also finished with two coats of sand and seal and friction polish. Blue resin was used to fill a crack, accentuated with a Dremel, mimicking the Japanese art of Kintsugi, which highlights imperfections rather than hiding them.

The Editor – I was unable to find a picture to match the description above.

Erich displayed a small bowl made from Bottle Brush wood, which he initially wanted to discard but decided to save using resin. The result was a beautifully unique piece.



He also presented a goblet made from Rosewood and laminated with white Jelutong. The goblet featured a segmented geometric pattern and two captive rings around the stem. It was finished with sanding seal and Triple E, showcasing the intricate design and fine craftsmanship.

Geoff brought in a beer barrel made from leftover timber from an award-winning Camden Show entry. Black marks were added using a permanent marker. The piece was intended as a pen holder for a friend and was finished with Triple E, giving it a polished and professional look.

The Editor – I was unable to find a picture to match the description above.

Overall, the meeting was a testament to the diverse talents and creativity of the Macarthur Woodturners Club members. Each piece demonstrated a unique approach to woodturning, showcasing the wide range of skills and techniques within the club.

EASTERN REGION.

Guild Report 29th July 2024:

Eastern Region – Because the Guild Rep has not been able to attend the shed there was not much to report. Out of 39 members, 12 have not renewed their membership at this date. They will hold their AGM on Sunday 4 August 2024.

Results of Group AGM

President: Mario Dato

Secretary: Mel Dickson

Treasurer: George Xylas

Public Officer: Phil McLeod

Kooloora Representative: Geoff Cook

Catering Officer: Mario Dato

Guild Representatives: Phil McLeod, Mario Dato. A position remains unfilled

Next Meeting: August 8 at 10.00 am General Meeting followed by a BBQ

Show and Tell August 2024: No Show and Tell.

SOUTHERN HIGHLANDS REGION.

Guild Report from 29th July 2024 Newsletter:

Southern Highlands are continuing with encouraging people to do pyrography. They will also be involved in the Southern Highlands Arts Trail again this year. They hope to sell some of their excess product.

They will hold their AGM on the 4th Saturday in October.

Show and Tell July 2024:

The July challenge was for ‘a decorated item’. At the meeting, Mike Darlow suggested that it was appropriate to differentiate between ‘decoration’ and ‘ornamentation’ of a turned object.

Mike elaborated on this distinction as follows: “Decoration includes staining, painting and polishing: it’s in-surface or thinly on-surface. Ornament is three-dimensional. Therefore beads, fillet and coves are ornament, as is after-turning carving. It’s useful to differentiate between the two types of enhancement.



Ian Pye holds Peter Gerlach's bowl



Frank Garcon's lamp stand.



Dora Stavrakas' mortar and pestle.

with insert. Any resemblance to a flying saucer is unintentional!
Remember - the truth is out there!



Ian Pye's coasters.



Ian Pye's holds Frank Gracon's bowl and asks Frank for an explanation of how he achieved this result.

Show and Tell August 2024:



The Assembled Toys and other work by members.



Gerald di Corpo's Train – 2 views.



**Gerald di Corpo's - Lesser Spotted Pond
Rippler in pine**



Ian Pye's Horse



Fred Robjent Salt and Pepper grinders.



Fred Robjent bowls



David examines Mike Darlow's Japanese inspired lamp



David Prattis sushi board, chopsticks and spoon. The grooves were done by hand using a mechanical gouge.



David's spinning top - an interesting design that proved to be a good 'spinner'.



Some of David's bowls turned from local timber.



Martin Nadas - a selection of pens in wood and resin.

GUILD AFILIATES CALENDER OF EVENTS

BANKSTOWN REGION

Bankstown Region has their shed open on the 1st and 3rd Saturday of each month from 0800 to approximately 1430.

They meet at the Girl Guide Hall, 157 Waldron Street, Chester Hill. 2162.

SOUTHERN HIGHLANDS REGION

Tuesday	Friday	Saturday (By Arrangement)
9 am – 12.30 pm	9 am – 12.30 pm	

Moss Vale Showground, 16 Illawarra Highway, Moss Vale NSW. 2577.

Monthly meeting 4th Saturday of month 11.00am -4.30pm

Committee (meets monthly at time as advised)

The AGM was held on 28th September. The following positions were filled as indicated.

President: Martin Nadas 4862 2268

Vice Pres: Steve Walker

Secretary: Michael Adamietz 0456 856 080

Treasurer: Gerald di Corpo

SYDNEY NORTHERN BEACHES WOODTURNERS

**The Sydney Northern Beaches Woodturners are located at the
Girl Guide Hall, Forrester Avenue, Forrester, 2087. (near the Scout Hall).**

"The woodturning workshop is open Tuesdays & Fridays from 0930.

Saturdays from 0830 for sessions that include learning, guidance and toy making.

**A special teaching session may be held on Wednesday evenings dependent on the
number of attendees"**

Meetings and Demonstrations are held on the third Sunday of each Month.

Starting at 9AM.

Secretary: Jenny Talbot 02 9451 6140

MENAI REGION WOODTURNERS.

Men's Shed at Barden Ridge, (100metres down on right from Golf Driving Range) 5:30PM to 8:30PM
2nd and 4th Tuesday of the month

EASTERN REGION CALENDAR DATES.

Shed Openings are at 169 Bilga Crescent, Malabar.

Our Shed is open Saturday from 1000 to 1500, and Thursday from 1000 to 1400, can be extended if necessary.

The group meets on the first Sunday of the month for an administrative meeting, BBQ lunch and "Show and Tell".

MACARTHUR REGION WOODTURNERS

The Macarthur Region Woodturners meet on the last Sunday of each month.

From 9:30AM to 2:30PM.

At the Robert Townson High School, Shuttleworth Avenue, (enter off Spitfire Drive), Raby.
2566.

REGION CONTACTS:

Macarthur:	Paul Kruss 0417757877 Ian Cocks 0410159180
Southern Highlands:	Michael Adamientz 0456 856 080
Bankstown:	David King 0424 188 857
Menai:	Bill Black 0401701327
Northern Beaches:	Jenny Talbot (Secretary) 02 9451 6140
Eastern:	Mario Dato 0419 404 405 Philip McLeod 0418 267 096

QUIZ ANSWERS

1/ Times vary but an Angophora costata around the Sydney area takes around 15 years to grow a protective cover over a 300 mm saw cut. At least that is how long it took for the Angophora costata in my neighbor's front yard. My friend, Dick Turner, a forester, confirmed that this figure is about right and added that a 200 mm limb on a eucalypt that he pruned took about 10-12 years to grow a protective cover. Thanks Dick for your expert advice regarding this quiz over the last 23 years.

2/ A carpenter's chisel can be used to do almost anything that a skew chisel does on the lathe however a skew chisel has advantages. A skew allows the turner to hold the tool more comfortably against the hip or thigh for support while making smoothing [planing cuts]. To get the optimum 45 degree angle between cutting edge and spindle, a square ended carpenter's chisel has to be held at 45 degrees to the lathe bed but a skew chisel can be held at a lesser angle. This means the tool handle can be held on the hip without the turner moving so far to one side or the other. The long point of the skew also allows a little more visibility when cutting deep into tight spaces.

3/ It is more dangerous to turn a bowl 50 mm deep and 150 mm in diameter than a tool handle 50 mm in diameter and 300 mm long. Because the grain of a bowl normally runs across the lathe bed rather than along the lathe bed as a tool handle does, there is a greater risk of injury turning the bowl. A dig-in could wedge into the bowl splitting it in two and a piece could fly off the lathe. This is far less common in spindle work.

There are some basic safety precautions to make bowl and other faceplate work safer. Wear face protection. Bang the blank on the lathe to see if it has any hidden splits before turning. Reduce lathe speed. Keep your head to one side when truing the edge of faceplate jobs. Keep the tool rest as close as possible to the work. Choose tools that don't take a wide [and less controllable] shaving so don't use roughing gouges or square scrapers over 6mm wide on the face of a turning or over 3mm wide on the edge.

4/ There is no real problem with using a brake to stop a lathe quickly when doing spindle work however there is a problem during faceplate and free end turning. Here a chuck or faceplate may unwind if the lathe is stopped quickly. Sometimes this happens without a brake if the chuck is not properly seated on the headstock. If the chuck starts to unwind don't try and catch it. That is dangerous. You will normally have time to step aside and let the chuck fall onto the bed of the lathe and then onto the floor. Better the chuck gets a nick or two and work piece is ruined than you injure your hand. Back in the early 90s a student in the TAFE woodturning trade course was using a pattern makers lathe with a large metal turning 4 jaw chuck weighing about 50 kilos. He slammed the brake on, and the chuck unwound. Luckily, he didn't try to touch it. It fell onto the lathe bed, spun onto the floor, rolled 6 meters across the workshop, went through the open door, continued across the covered way and smashed right through the closed door opposite.

5/ Turned wooden pinard horns were used to detect the heartbeat of unborn babies. Pinard horns are still used widely for this purpose in Europe and many other parts of the world though in Australia the ultrasound is much more common. The pinard horn seems to be a logical development from the ear trumpet, also turned, which was first used in the 18th century.

Find us on the web at: www.sydneywoodturners.com
www.youtube.com search Sydney Woodturners Guild
www.facebook.com search Sydney Woodturners Guild

All By Hand & Eye articles go to byhandandeye@gmail.com
Submissions for By Hand and Eye must be in 2 weeks before the
Guild Meeting.

Submissions are best in Microsoft Word format.

Mail:

Secretary

Sydney Woodturners Guild Inc.

2 Docharty Street Bradbury NSW 2560

DISCLAIMER

By Hand & Eye is a newsletter produced for the Sydney
Woodturners Guild INC.

Any opinions, views or articles published are not necessarily
those of the committee. Although every care is taken in
preparing By Hand & Eye the committee cannot accept
responsibility or liability for any errors or omissions.