

BY HAND & EYE

THE OFFICIAL NEWSLETTER OF THE SYDNEY WOODTURNERS GUILD INC.



October 2024 / November 2024



REPLICA GUILD CANDLE STICK SHOWING THE TWO POSSIBLE CONFIGURATIONS

The Guild acknowledges and thanks George Hatfield for allowing the use of his Candlestick as the Guild's Logo.

NEWS FLASH: Due to repair work Guild meetings will not be held at the guide hall Chester Hill. A new venue will be advised shortly.

THE GUILD COMMITTEE FOR 2024 / 2025

PRESIDENT	PHILIP MCLEOD
VICE PRESIDENT	TONY NEY
SECRETARY	IAN COCKS
TREASURER	IAN COCKS
MEMBERSHIP SECRETARY	KEN MORGAN
PUBLIC OFFICER	IAN COCKS
EVENT COORDINATOR	DAVID KING
ASSISTANT EVENT CO-ORD	TONY NEY
EDITOR NEWSLETTER	PHILIP MCLEOD

Committee members 2024 /2025

Ken Morgan	0400234381	Bankstown
David King	0424188857	Bankstown
Mario Dato	0419404405	Eastern
Phil McLeod	0418267096	Eastern
Bill Black	0401701327	Menai
Tony Ney	95200634	Menai
Alex Bendeli	02-94161976	Northern Beaches
John Cottle	02-99052107	Northern Beaches
John Donnelly	0418686227	Northern Beaches
Michael Adamietz	0456856080	Southern Highlands
Paul Kruss	0417757877	Macarthur
Ian Cocks	0410159180	Macarthur
Michael Twemlow	02-46284670	Macarthur

NOVEMBER MESSAGE FROM THE PRESIDENT.

11 NOVEMBER
REMEMBRANCE DAY



Welcome to the November edition of By Hand and Eye.

Your Guilds AGM was held on Monday 30 September at 157 Waldron Street Chester Hill. The meeting started at 1830, or 6:30PM if you prefer.

There has been no change in the people filling the positions on your committee. While this means that there is some stability in leadership, it also means that no new ideas are coming through.

While it is very flattering to be repeatedly reelected, it also means that the same people are carrying the load. I do wish that a few new people would put up their hands and have a go in some of the positions.

We are all getting older and cannot go on forever.

Having said that, your Guild is in a fairly good position. All the Regions/Clubs are meeting regularly and getting on with the business of Woodturning. Your Guild is still promoting woodturning and the regions/clubs. Membership is down a bit but seems fairly stable. If you have some friends why not invite them to your region/club meeting and see if they might not like to have a coffee, sausage sizzle and a bit of a go on a lathe.

Also remember entries for the Royal Easter Show competitions open in December. Please try to support these competitions. It is the major way we promote your Guild at this time.

By now you should have heard that there are new ATO requirements coming in for Not For Profit organisations. My sincere thanks to Bill Black for the work he has done for all the Regions/Clubs. If you want more information please talk to one of your Guild Representatives.

Finally, November 11 was Remembrance Day. I hope, like me, you took a couple of minutes out of your busy day to remember those who gave and continue to give their lives so we can live the life we enjoy.

Until next time, to quote a previous Guild President "Keep the Lathes turning," and have fun.

Philip McLeod

WELFARE

Eastern Region reports that Bill Papalexiou, one of their oldest members has been in hospital with an infection. The group hopes that he will be feeling well soon and they look forward to seeing him in the near future.

GUILD CALENDAR OF EVENTS 2024.

Guild meetings take place at the Girl Guide Hall, 157 Waldron Street, Chester Hill. 2162.

The Guild meets on the last Monday of every second month i.e. January, March, May, July, September and November.

Meetings start at 1830, (6:30PM) and finish at 2100, (9PM) at the latest.

All members of the Guild are welcome to attend, but only 1 elected representative can vote at these meetings. This is to ensure that no one region can “out vote” the smaller regions. Everyone has an equal say in how the Guild is run.

The following dates are significant for the Guild:

2024

Date TBA TIMBER, TOOLS and ARTISANS SHOW – Venue TBA

November 25 LAST GUILD MEETING for 2024.

Early December Royal Easter Show Arts and Crafts entries Open

2025

Macarthur Region will be 32 Years young first meeting held 1993

January 26 Australia Day

January 27 FIRST GUILD MEETING for 2025

[February 5 Royal Easter Show Arts and Crafts Entries Close](#)

March 15 Menai Region is 31 Years young

[March 29-29 \(9am to 3pm\) Deliver Item/s to the Show](#)

March 31 GUILD MEETING

[April 9 \(6 to 9pm\) Arts and Crafts Preview](#)

11 – 22 APRIL - ROYAL EASTER SHOW

[April 6 Daylight Saving Ends – Clocks back 1 hour.](#)

April 12 Eastern Region is 19 Years young (meetings were held before this date. This is date of Incorporation).

April 16 Southern Highlands is 31 Years young

18 - 21 April EASTER

TBA Collect item/s from Royal Easter Show.

April 25 ANZAC DAY

May 26 GUILD MEETING

Date TBA TIMBER, TOOLS and ARTISANS SHOW – Venue TBA

9 June Kings Birthday

June 30 GUILD MEMBERSHIPS DUE

July 4 Guild is 42 Years young founding meeting at George Hatfield's home.

July 28 GUILD MEETING

August 4 Bankstown is 35 Years young

August 19 first formal Guild Meeting Sydney Tech College Ultimo.

September 17 Northern Beaches, (then Peninsula Region) is 32 Years young

September 29 **AGM and GUILD MEETING**

October 5 Daylight Saving Starts – Clocks forward 1 hour.

October 7 Labour Day

November 24 LAST GUILD MEETING for 2025

BH&E Closure Dates for Article Submission:

2024	2025	
	17 JANUARY	18 JULY
15 NOVEMBER	21 MARCH	19 SEPTEMBER
	16 MAY	14 NOVEMBER

The last 3 missing editions are: Anything from **September 1983, 3/84 (May/June), 6/84 (November/December).**

So, please check with friends, under beds, in old boxes and see if you have any of these old copies.

THE EDITOR

Phone 0418 267 096

Email: phlpmcld@gmail.com

HUGE WOODWORKING RANGE

Wood Band Saws

BP-360

- 340 x 225mm cap.
- Cast iron table tilts 45°
- 2 x blade speeds
- LED lighting
- 1.1kW / 1.5hp 240V

\$1,155 (W955)



BP-255

- 245 x 152mm cap.
- Cast iron table tilts 45°
- 2 x blade speeds
- LED lighting
- 0.375kW / 0.5hp 240V

\$539 (W950)



BP-500

- 510 x 335mm cap.
- 2-speed 565/670 m/min
- Ball bearing blade guides
- Foot brake with micro switch
- 2.2kW / 3hp, 240V motor

\$3,465 (W425)



Table Saw - HS120

- Tilt arbor 45°
- Ø315mm TCT blade
- 550 x 800mm work table
- 3hp, 240V motor

\$693 (W443)



Table Saw ST-254

- Ø254mm TCT blade
- 1170 x 800mm cast table
- Tilt arbor 45°
- 3hp, 240V motor

\$1,749 (W486)



Mini Wood Lathe WL-14V

- Ø356 x 470mm turning cap.
- Electronic variable speed (450-3850rpm)
- Digital readout speed display
- 12 position spindle indexing
- 0.75hp, 240V motor

\$649 (W385)



Bench Mount Thicknesser HSS Blades - T-13B

- 330 x 152mm capacity
- 2 x HSS blades
- Anti-kick back fingers
- 2hp, 240V motor

\$539 (W812)



Planer Jointer P-200H

- 200mm width capacity
- 13mm rebating capacity
- 1800mm cast iron table
- 4 x HSS blade cutter head
- 1.5kW / 2hp, 240V motor

\$1,419 (W629)



Belt & Disc Linisher Sander - L-69A

- 150 x 1220mm sanding belt
- 230mm disc with guarding
- Tilting table and mitre guide
- 0.75kW / 1hp 240V motor

\$517 (L107)



cs-55 - Circular Plunge & Mitre Cut Saw PACKAGE DEAL

- Package Includes:
- cs-55 circular plunge cut saw (W875)
- 1 x 1400 Aluminium guide rail (W876)
- 1 x anti fall over saw clamp (W878)
- 1 x Guide Rail, Clamps & Stop Accessory Kit (W877)

160mm
1.2kW / 1.6hp 240V
55mm

\$319 (W874)

SAVE \$92.40 OFF RRP



Dust Collector & Cyclone Separator - DCC-310 PACKAGE DEAL

- 1 x DC-3 Dust Collector 240V (W394)
- 1 x CDS-2/3 Cyclone Separator (W316)
- 1 x FC-10 Filter Cartridge (W328)
- 1 x DCK-2 Dust Accessory Kit (W344)

\$1,249 (K047)

SAVE \$170 OFF RRP



View and purchase these items online: www.machineryhouse.com.au/HAE2412

Specifications & Prices are subject to change without notification.

HARE & FORBES 100% Australian Owned Est. 1930
MACHINERYHOUSE
"Setting the standard for quality and value"

SYDNEY
(02) 9890 9111
1/2 Windsor Rd,
Northmead

BRISBANE
(07) 3715 2200
525 Boundary Rd,
Coopers Plains

MELBOURNE
(03) 9212 4422
4 Abbots Rd,
Dandenong

PERTH
(08) 9373 9999
11 Valentine St,
Kewdale

NOW OPEN
ADELAIDE
(08) 9373 9969
Unit 11/20 Cheltenham
Parade
Woodville SA 5011

06_H&E_011224



BRAINFREEZE "OOPS!"



If you drop your
biscuit on the floor
and you pick it up ...

that's a squat,
isn't it?

WHAT THE GUILD DOES FOR ME AND MY CLUB (UPDATED 2024).

As President I am often asked "What does the Guild do for me, or my Club?" Part of the problem is that much of the work that your Guild and Committee members do is in the background and therefore out of sight.

It is a question that in the past I have not thought deeply about, however, recently I have started to ponder the question. Why should I be a member of the Guild? I started by making a list of all the things that the Guild and its volunteer representatives do in the course of the year. So let me start with the big items and work to the smaller items.

Membership: The Membership Secretary, (Ken Morgen) lets the Guild and the Clubs keep track of current members. Membership numbers from the Guild are NOT reissued. Therefore, for example membership number 1 is not held by the oldest member, or the Guild President. It is only held by the original owner.

Insurance: The Guild by using the power of numbers ensures that members and Clubs get the best possible deal for insurance. Each year clubs or individuals say that they can get insurance cheaper. The Guild Secretary ALWAYS checks to ensure that we are getting the best deal possible. We usually find that we can get cheaper insurance, but you have to give something up, e.g. "Uninvited Guest Cover". This covers you if

a thief breaks into your club to steal from you. They then injure themselves and sue you for leaving dangerous equipment around. Or you have to give up cover for carrying large amounts of cash from a market day, BBQ or other fund raiser etc. Or you have to give up Public Liability Cover, it is assumed that no one wants to take that risk.

Club Promotion: The Guild through the Easter Show and Timber and Working With Wood Show promotes ALL the clubs. Anyone coming to the demonstrations and showing an interest in joining, or trying Woodturning is given a flyer and directed to the most appropriate club for the area that they live in. If a member of that club is present they are introduced, so they have a personal contact. We have the Guild Events Coordinator David King to thank for these activities.

Also under this section are Web Services. A number of clubs have their own website, but the Guild also promotes the Clubs through its own Website. Indeed clubs are welcome to have their own space on the Guild website. Our Web Administrator, (Catherine Ritter), has made this offer a number of times.

Most recently promotion has taken a new turn with Bankstown and Northern Beaches trying out the offer of the Hobby Society. Northern Beaches have just trialed it. Bankstown report very good results. They also report that they redirect possible members to the club nearest to them if they wish to join the Guild.

Guild Discount: With the power of numbers your Guild was able to negotiate the continuation of the discount from Carbatec for current members. This was while other Wood working / turning groups were excluded from this discount.

Training: The Guild offers, free to the Clubs "Train the Trainer Courses". These courses are run on an as needs basis and have been very well received in the past.

Sale of Excess Product: The Guild through The Royal Easter Show is negotiating to allow members, to sell their excess product starting in 2025. The Guild and Royal Agricultural Society will take a small percentage, but the Guild has to pay for the space, electricity, truck etc. Profit for this IS NOT our main objective, please remember that most of the membership you pay goes to insurance.

Promoting the Craft of Woodturning: This ties in with the Easter Show, where the Guild offers prizes in a number of categories devoted to woodturning. This is also a great activity to show the public the wonderful items that you, the members create.

It also ties in with Web Services, the Newsletter and some other areas.

Newsletter: Better known as The Bye Hand and Eye. Unfortunately for a few years this had a somewhat checkered time. I improved and expanded the content to better reflect what the Clubs are doing. I also been able to get some paid advertising to offset the costs of producing the newsletter.

I know that a number of clubs have their own newsletter/club magazine. This is fine. It allows members to know what is happening within their own club. BH&E allows members to know what is happening in other parts of the Guild.

I would like to finish by saying that you should remember it is YOUR Guild, and you will only get out of it what you put into it. The volunteers are there to help and facilitate, but in the final analysis it is up to YOU to make it work.

I hope that this helps to clear up some of the misconceptions.



NSW Distributor of the Entire Boatcraft Pacific Range
www.BoatCraftNSW.net

**Advice & Product on all of your Boatbuilding,
woodworking and construction needs**

Ph: (02) 9533 5470

Email: Bote.cote@optusnet.com.au

All the products we sell are sourced through Australian manufacturers where possible and are also designed to be as safe as possible for the consumers safety!

We have products for all sorts of applications from waterproof glues to clear finishes for all situations from pen making all the way to doing river pours.

We pride ourselves on knowing how to use our products that's why we have a company policy
"There is no such thing as a silly question"

***We have introduced a club special just for you guys at Hand and Eye
Just provide your club membership on ordering and you will receive***

5% discount for orders under \$100

10% discount for orders over \$100

***We are happy to come out to your club upon appointment to talk more about
our products and their uses.***

CHECK US OUT ON YOUTUBE

"The Epoxy Guru – Tips & Tricks"

Hit the big red button to subscribe to our You Tube Channel!

Click the Bell for all Notifications of our latest video uploads



Epox-E-Glue Purbond



BOTE COTE

**Aus Made and Safe Epoxy
Resin**



HEALTH ISSUES.



HEALTH ISSUES.

ARE YOU FEELING THE HEAT?
CHECK YOUR MEDICINES!

Extracted from material found at a hospital

According to some well-respected medical practitioners, feeling the heat may be due to the medicines you are taking.

Some medicines increase your body temperature, which then increases the risk of heat intolerance.

- Antipsychotic medicines to treat mental health conditions
- Stimulant medications to treat ADHD.
- Levothyroxine, used to treat under-active thyroids, used to increase your metabolism

Medicines that constrict your blood flow make it difficult to shed heat.

- Beta-blockers and medicines used to treat angina, tachycardia, heart failure and to prevent migraines.
- Decongestants for blocked noses, triptans for migraines and some
- DHD medicines may act to decrease the blood flow to the skin.

You can get dehydrated or not get as thirsty

- Laxatives and diuretics, and some antipsychotics

You can sweat less, as the medicines have a drying effect.

- Some antihistamines
- Certain antidepressants
- Medicines used to treat urinary incontinence
- Nausea medicine - e.g. prochlorperazine
- Medicines for stomach cramps and spasms - e.g. hyoscine
- Antipsychotics e.g. chlorpromazine, olanzapine, quetiapine and clozapine.

If you think your medicine may be contributing to your heat wave this summer, check with your doctor or pharmacist. They may be able to offer alternatives.

Disclaimer: This article is not intended, nor should it be read, as medical advice. It is merely information to be used in recognising and responding to some symptoms and if in any doubt, medical advice and attention should be sought.

McJING

Tools

Engineering & Woodworking

High Speed Steel Tool Bits, Woodturning Chisels, Carbide Changeable Tips, Forstner Bits, CBM Grinding Wheels, Sharpening, Polishing, Lathe Chuck & Accessories, Etc.

454 HUME HIGHWAY. YAGOONA NSW 2199. We are an easy walk from Yagoona Station.

Shop Open: Monday to Friday 9:30 to 4:30, Saturday 9:30 to 12:30

Online Shopping available through our website: www.mcjing.com.au

Email: order@mcjing.com.au OR **TELEPHONE ☎(02)9709 8805**



SHALLOW CURVE ROUGHING GOUGE:

3.2 x 20 x 140mm

5.5 x 32 x 230mm

6.3 x 42 x 230mm



CHANGEABLE CARBIDE TIPS & HOLDER SET:

This new holder design features an innovative cross groove along with each interchangeable tip having a molded cross bead to sit properly and stop tip movement. Tips can be rotated 90 degrees multiple times for extra usage. Holder is 10x10x170mm while tips come in 5 sizes: One Round 12mm, One Round 16mm, One 11x11mm Square, One 11x11mm Square with large radius and One Diamond 10x27mm.



CBN GRINDING WHEEL: CBN is Cubic Boron Nitride. Don't have to worry about dressing or shaping like typical aluminum oxide wheels. It's perfect for sharpening HSS turning tools. You will achieve a super fine, sharp edge with polished bevel on either hardened tool steel or carbide. CBN Grinding Wheel are very quiet, produce very little sparks and generate very little heat when sharpening. The steel wheel body with hollow recessing bushing to make it light.



MT.2 THREE STEP BUFFING SYSTEM: A durable wax finish with MT.2 lathe-mounted polishing system. Buffing passes are made with a Tripoli buff (linen wheel), White Diamond buff (linen/flannel wheel), then Carnuba wax (flannel wheel).

The final finish is very similar to multiple coats of lacquer but is softer and much deeper. Including: 3pcs 8" fabric buffing wheels 1pc Tripoli bar, 1pc White diamond bar, 1pc Carnuba wax bar. 1pc MT.2 heavy duty lathe mandrel which holds the buffing wheels. The system requires a lathe with a minimum of 1/2HP. It is recommended that the final piece be pre-treated with Danish Oil.

GUILD ITEMS FOR SALE.

Please see your Guild Representative for prices if you want any of these items.



Guild Cloth Patch




Guild Baseball Cap



Lapel Badge

If there is anything you, or your club wish to sell. Or something you are looking for let me know, I am happy to put it into By Hand and Eye.



This book is by George Hatfield, (Membership Number 2 and a Life Member of the Guild).

George wants to “Leave something on the shelf”, so he put this together. It is aimed at beginners.

It is 47 pages and will sell through your Guild Representative for \$7, (very good value). Contact Philip McLeod 0418 267 096 or your Guild Representative if you want one.

For Sale

After 20 plus years of wood turning ,old age has caught up with me and I have to close down my workshop.

I have a heap of stuff I need to get rid of and I am prepared to get rid of it at give away prices .

Two pressure pots used for epoxy/wood casting . One 10 litre and one 15 litre . The lid of one has been modified to connect to a compressor .Both pressure pots are the same diameter so the lid can be swapped to ether pot . \$50 for the pair .

Large pedestal drill 10 speed , Toolmac . \$30

Sharpening Station . Grinder with CBN wheel and aluminium oxide wheel .Truegrind sharpening jig \$50

Saw bench, Carbatec contractors saw , \$50

Bandsaw, Scheppach Basato 4 \$50

Oil less compressor \$50

Deep hollowing rig . I have used this to hollow vessels up to 300mm deep . Adaptable to almost any lathe . Uses Woodcut powerhead .

Two small dust extractors . \$30 each

Arc welder WIA 130 amp with chipping hammer and helmet . Mounted on mobile stand \$50

A set of beading tools made by D Way tools . Can make 6 sizes of beads . Includes handle \$50

Robert Sorby texturing tool . Has four cutters for texturing and spiral patterns . \$30

A lot of bowlblanks and roughed out bowls . Take your pick .

Contact me for further details

peggyted@outlook.com or 0402079173

My workshop is located at Burwood

Ted Batty

Bankstown branch

FOR SALE.

Bankstown has 2 dust extractors for sale with micro filters. They work really well. \$250 each Ono.



Contact Dave King 0424 188 857

FOR SALE – NEWCASTLE NSW.



FREE TO GOOD HOME: I'm giving away my late son's powermatic 4224 lathe to a passionate wood turner.

Emiliataylor44@gmail.com

EDITOR: I do not know where the machine is. This is all the information I have.

Dust Extractor and Cyclone \$300.00

Contact Jan Palmowski 0412 080 404

WOODTURNING QUIZ

(Answers will be published near the last page).

Acknowledgements

It would be impossible to name all the people who have helped with the quiz over the years, but I thank George Hatfield, Mike Darlow, Terry Martin, Mark Sfirri, Jean-Francois Escoulen, Stephen Hogbin, Simon Priem, Lindsay Skinner, Frank Bollins, Keith Smith, Dick Turner, Bernie Carveth, Col Herbert, Des Lane, Allan Game, Karen Blewden, David Laird, John Ewart, Bernie Axford, Dale Hageman, Richard Raffan, Vic Wood, Bonnie Klein, Robin Wood, Stuart King, Dale Nish, Steve Riley, Phil McNabb, Tony Garbellini and my father, Ernie Newman. Apologies to those I have missed. Ernie Newman.

Now to the Quiz:

- 1/ Why do turners often cut logs lengthwise before seasoning?
- 2/ Which of the following can be turned on a wood lathe: rubber, Perspex, brass, mild steel?
- 3/ What is the tailstock quill?
- 4/ What are the main functions of vernier calipers for the woodturner?
- 5/ Were lathes first powered by electricity in the 1870s, 1890s or 1920s?

carbatec.
THE HOME OF WOODWORKING

Sydney Woodturners Guild
SAVE 15%* at Carbatec!

*Discount excludes gift cards, Axiom, i2R, SCM, Festool, Veritas, Tormek, already discounted items and freight.



**All the best woodworking brands
are at Carbatec.**

BORA

carbatec

CMT

Kreg

JessEm

LAGUNA

nova

Robert Porby

ROCKLER
WOODWORKING AND EQUIPMENT

SawStop

Titebond

titan

Visit your local store or call 1800 658 111

ADELAIDE • BRISBANE • HOBART • MELBOURNE • PERTH • SYDNEY • AUCKLAND • CHRISTCHURCH

CARBATEC.COM.AU

AROUND THE REGIONS

FROM THE GUILD.

The Guild meeting and AGM was held on Monday 30th September.

Your Guild currently has \$8565.58 available to it. Insurance for this year was \$7397.68. Overall, the Guild made a loss of approximately \$2000 in the last year. This is unsustainable.

Membership Secretary – There are currently 186 paid up members of The Sydney Woodturners Guild.

The Membership Secretary will be taking a European Holiday in 2025 and this will result in a delay in printing the new cards for 2025 until about September. IT IS REQUESTED THAT ALL EXISTING MEMBERS RENEW THEIR MEMBERSHIPS BEFORE 30 JUNE 2025. The reason is that we have a cash flow problem at that time of the year as that is when the insurance falls due.

The Guild will be demonstrating for the full 14 days of the Royal Easter Show in 2025. We will need 4 turners each day. We are negotiating for you to be able to sell your products on the day that you are demonstrating at the show. Please consider helping to demonstrate. You DO NOT need to be a great turner for this. Often you are repeatedly making simple items to give away to the public. If you are not sure what is involved, ask around your region/club.

The Guild and regions/clubs will need to comply with the new tax rules governing Not for Profit organisations. Each region/club has received a “how to” document supplied by Bill Black.

Next Guild Meeting will be at 157 Waldron Street, Chester Hill starting at 1830 on Monday 25 November 2024. This will be the last Guild meeting for 2024.

Region / Club Membership Secretaries please note that until further notice new memberships, or members renewing paperwork should go to Ken Morgan (swgmembershipsec@gmail.com) , cc'd Ian Cocks (ian.cocks@gmail.com).

Members and regions / clubs are reminded that if you are meeting out of normal times, or at different places or doing activities PLEASE let the Secretary know. A large part of your membership is for insurance, but it ONLY WORKS if the secretary knows about what is happening. An email or phone call is all that is required.

FROM THE EDITOR – When taking photographs for inclusion in the BH&E please try to put the item on a white, or light coloured background with as much natural light as possible. This will make it come out better in the newsletter. Thank you.

Please remember: If you send me something for BH&E I will print it. Email:phlpmcld@gmail.com

NEW TEMPORARY SEGMENT, GUILD COMMITTEE MEMBER PROFILE.

Better Known as the Rogues Gallery.

The Editor – I apologise there is no photo of David.

David King – Guild Events Co Ordinator.

Joined the Sydney woodturners Guild (Bankstown Region) on the 7th September 2008.

He has worked tirelessly to promote the art of Woodturning and the name of the Sydney Woodturners Guild from the moment I joined my club (Bankstown City Woodturners Guild Inc) I have also held the position of Secretary of the Guild in 2011-2014.

He has represented Bankstown as a representative at the Executive Committee (the Sydney Woodturners Guild) since 6th November 2008.

He has worked with the Royal Agricultural Society in promoting our art and the name of the Sydney Woodturners Guild at the Sydney Royal Easter Show since 2010. However, I attended my first show in 2009 with the Guild demonstrating. In 2010 we did centre stage for 14 days of demonstrating our craft to the public and enjoyed it so much.

Currently I am the Events Coordinator for the Sydney Woodturners Guild since 2011. (and loving every minute)

As well as filling the roles of Secretary and Treasurer position and now President of my club the Bankstown Woodturners Guild.

In 2016 I received Life Membership of the Bankstown City Woodturners Guild.

And then in 2019 I received Life Membership of the Sydney Woodturners Guild.

I have also sought to assist The Chester Hill Neighborhood Centre in 2022 by helping teach a group of youth in a 5week course,” in an effort to” further promote the art of woodturning on behalf of my club.

I have promoted our presence at the Timber and Working with Wood Shows and now the Timber Tools and Artisan show.

I have become the face of the Guild when dealing with these organisations.

MENAI REGION.

Guild Report 30th September 2024:

Menai is going OK. They held their AGM and the usual suspects were reelected. They are working with the Men’s Shed to produce large numbers of Christmas toys, decorations etc. to give to charity.

Show and Tell November 2024: This month’s theme “Coin Boxes”.







NORTHERN BEACHES.

Guild Report 30th September 2024:

Northern Beaches bunnings requested detailed information on our Public Liability insurance. Alex after reading 86 pages of the insurance document was able to allay their worries. They had a bunnings BBQ on 29 August and have another one on 7 December.

They have now created a wood bank and are selling timber to members through it using a standard sized measure.

Show and Tell March 2024 “Easter”.

BANKSTOWN REGION.

Guild Report 30th September 2024:

Bankstown held their AGM in September with the usual suspects reelected. They thought that they would have to move out of the Chester Hill Hall for a short time while the floors were repaired and sanded. Due to unforeseen circumstances this will now not happen until early 2025.

Show and Tell July 2024: Information supplied by David King. Phone number listed at the front of this newsletter. Contact him for more information.

Woodwork competitions Blacktown Show March 2025

All entries must have been completed within the last 18 months unless stated.

Class

- 76. Wood Turning** – Novice turned Article -Novice is limited to 2 years’ experience and must not have entered competitions before.
- 77. Wood Turning** - Open Turned Bowl, turned lidded box, turned Platter, segmented turned bowls, Laminated Bowls
- 78. Wood turning** - Spindle work, wooden Walking stick, Pens and pencils (pen or pencils must be capable of producing writing)

- 79. Woodwork Carving** -Carving Any Article Free Form.
Carved wooden Walking stick
Entry must have been Carved and completed in the last 24 months
- 80. Woodwork** - Non-turned Wooden Box, clocks,
Laminated platter/cutting board
- 81. Ornamental Wood Turning** - Wooden items created on a Rose Engine
or Ornamental Lathe
- 82. WoodWork** - Band saw Box , Scroll saw work, Clocks
- 83. Woodwork** - Wooden toy, or any wooden article **not** included in the above classes.
- 84. Woodwork** - People with disabilities - All forms of woodwork accepted

Blacktown Council Awards \$50.00

Best Exhibit Class 76 to 84

Sponsor Awards \$50.00

Best Exhibit Class 76

Cumberland Woodworkers Inc

Best Exhibit Class 83 -84

Pain & Waller Solicitors

Tool Tools Entries Raffle : Receive One raffle ticket for each entry listed on your entry form

MACARTHUR REGION.

Guild Report 30th September 2024:

Macarthur will be having a Bunnings BBQ on 13 November. They will also be demonstrating at Mardi Day, which is like a country fair. Mick Bouchard and Tony Ney will be attending Bulli Woodfest 19 – 20 October.

Show and Tell August 2024:

The August meeting of the Macarthur Woodturners showcased an impressive range of creations, with members demonstrating both creativity and technical skill. The variety of woods used and the diversity of techniques highlighted the talent present in the group. Below is a summary of the projects shared during the Show and Tell segment of the meeting.

****Steve's Christmas Trees****



Steve, the club's trainer, presented a series of expertly turned Christmas trees, each showcasing his mastery of the detail gouge and a variety of woodturning techniques. The collection included trees in several styles: a traditional fir tree, tree with a cross on top, a tree topped with a ball, and an impressive off-center design featuring silver inlay.

Each tree demonstrated Steve's skill and creativity, serving as both an artistic display and an educational tool to highlight different turning methods. His presentation offered valuable insight into advanced turning techniques and the versatility of the gouge.

****Merv's Earring Holder****



Merv presented an intricately crafted earring holder made from hedge wood. The craftsmanship stood out with its beautiful finish, achieved using Triple EEE and Shellawax, enhancing the natural grain of the hedge wood. The earrings themselves were made from skateboard blanks and finished with clear nail polish, a clever and innovative touch that showcased Merv's ingenuity. The overall result was a functional and aesthetically pleasing piece that highlighted Merv's creativity and attention to detail.

****Mim's Earring Holder****



Mim shared her own take on an earring holder, crafted from Australian red cedar. Mim described the difficulties encountered while working with this wood, which proved to be difficult to turn and prone to scratching. Despite the challenges, Mim overcame the punkiness of the wood by employing a scraper and sealing the surface with sand and seal. The base was turned off-centre for added interest, and the finials, made from camphor laurel, added an elegant touch. The precision of the work was evident in the indexing and drilling of the earring holes on the lathe, demonstrating Mim's skill in combining both function and form.

****Erich's Cookie Jar and Banksia Pod Vase****



Erich showcased two distinct pieces, starting with a cookie jar made from camphor laurel. Originally intended to be a bowl, this project took a turn when Erich decided to incorporate a second piece of camphor laurel for the lid, creating a cohesive, two-piece jar. The use of resin filled in any voids, providing a smooth and flawless finish, and Triple EEE along with sanding sealer brought out the wood's natural beauty. The laminated handle, made from mystery wood, added a unique element to the piece.

Erich's second piece was a vase created from a banksia seed pod, embedded in resin. The project presented several challenges, particularly due to the curved nature of the pod and the fluffy fibres released during turning, which required extra respiratory protection. The base of the vase was glued from camphor laurel, and the inside was fitted with a glass tube, allowing it to function as a traditional vase. The banksia pod's beautiful brown color, combined with the resin, created a striking and naturalistic effect.

****Mary's Juniper Wood Vase****



Mary's vase, crafted from juniper wood, immediately caught the attention of the group with its striking purple hues running through the grain. Turned on a lathe, the piece was hollowed out using a forstner bit and a hollowing tool,

followed by intricate detailing. The vase was indexed on the lathe and hand-cut with a coping saw to create petal shapes, which were further refined using a Dremel tool. The finished product, coated with Organoil, radiated beauty and meticulous craftsmanship.

****Denis's Figure Matched Box****



Denis showcased a beautifully crafted figure matched box made from silky oak. He emphasized the precision involved in carefully cutting the blank with a fine Japanese saw to achieve a perfect grain alignment. To address the slight gap created by the saw cuts, Denis cleverly added a contrasting piece of wood to the box's body, turning it down to preserve the visual continuity of the grain. The final detail was a magnetic finial on top, designed not only for aesthetic appeal but also to safeguard the box from damage, blending functionality with artistry. This was finished with Glow and Danish Oil.

In summary, the August meeting was an excellent showcase of the Macarthur Woodturners' craftsmanship, with each member demonstrating unique approaches to woodturning, utilizing different woods, techniques, and finishes. From functional items like earring holders and cookie jars to decorative vases and finely detailed boxes, the members' creations illustrated the beauty of woodturning and the endless possibilities it offers.

Show and Tell September 2024:


The September meeting of the Macarthur Woodturners Club, though light on attendance, proved to be a day filled with camaraderie, reflection, and impressive craftsmanship. The gathering began with a heartfelt moment of silence in memory of Pauline Twemlow, the late wife of Michael Twemlow. Paul Kruss spoke fondly of Pauline's invaluable support behind the scenes, which had benefited the club for many years.

Before diving into the Show and Tell, the club discussed some upcoming events, including the Christmas party set for December 7, 2024, at the Campbelltown Bowling Club, a demonstration at Mater-Dei on the 27th of October, and the Bunnings BBQ which was a great success and saw the club utilizing digital payments for the first time. The conversation then turned to administrative matters, covering new tax laws for non-profit organizations and proposed changes to insurance policies. Though not the most thrilling topics, they were essential for the smooth running of the club.



****Lee Brown: Jarrah Cocktail Smoker****

Lee Brown shared a captivating piece—a cocktail smoker made from jarrah. Designed to infuse cocktails with smoky aromas, the smoker uses smoldering wood chips to enhance the flavour of drinks. Lee's choice of baby oil and wax for the finish added a smooth, polished feel to the jarrah, highlighting the natural beauty of the wood while maintaining functionality.




****Mim's: Weaving Dispenser****

Mim brought in a weaving dispenser, akin to a yarn bowl but smaller in size, designed to hold multiple spindles of thread. Her piece was crafted from a selection of different woods, providing a visually appealing contrast of textures and grains. Mim finished the dispenser's exterior with linseed oil, which enriched the natural tones of the wood and provided a protective layer, making it both beautiful and practical.



****Mark: Various Olive Wood Items****

Mark presented a few pieces made from olive wood. Among his creations was a live-edged bowl, which he finished with spray varnish. The choice of finish enhanced the olive wood's distinctive grain, giving it a durable sheen that emphasized its natural charm.



****Geoff Larson: Beer Barrel Bowl****

Geoff Larson showcased his craftsmanship with a beer barrel bowl made from African walnut. The bowl's rich, dark tones were accentuated by a combination of finishes, including sanding sealer, U-Beaut EEE, and Glow friction polish. The result was a smooth, lustrous surface that highlighted the wood's deep grain patterns and provided a refined look.



****Erich Ackerman: Eucalyptus Candle Holder, Lidded Bowl, and Segmented Serving Bowl****

Erich Ackerman once again impressed with his creativity and skill, presenting three items. The first was a eucalyptus candle holder with an included jacaranda candle, followed by a lidded bowl and finial. However, the standout of his contributions was a segmented serving Dip 'n' Chip bowl, which combined intricate design with precise craftsmanship. All three pieces were finished with Shellawax friction polish, giving them a high-quality shine that brought out the best in each wood's natural characteristics.

After the Show and Tell session, the action moved to the training room, where the lathes were running with activity. Trainees practiced their skills, with newcomer Nader quickly mastering the basics. The club's youngest member, Cameron, proudly completed his Bradawl project, while Keith, a slightly older member, celebrated the successful completion of his very first live-edged bowl. The dedication and progress of these members were a source of pride for all.



Cameron – Bradawl Project



Keith – first Raw Edged Bowl

The club also took a moment to recognize the efforts of assistant trainers Lee and Graeme, whose dedication to mentoring new members was much appreciated. Their commitment has helped foster a welcoming environment for both new and seasoned woodturners alike.

In summary, despite the smaller turnout, the September meeting of the Macarthur Woodturners Club was a celebration of talent, learning, and the strong sense of community that defines the club. The diverse range of projects displayed and the progress of the trainees are a testament to the vibrant spirit and passion for woodturning that continues to thrive among the members.

EASTERN REGION.

Guild Report 30th September 2024:

Eastern Region – Because the Guild Rep has not been able to attend the shed and no one has bothered to contact him there is no report from Eastern Region.

Next Meeting: October 6 at 10.00 am General Meeting followed by a BBQ

Show and Tell October 2024:



Bill Papalexio – set of Egg Cups on display stand, Camphor Laurel with Varnish finish.



Zakkory Tustin – Replacement tool Handel Beech with wax finish.



Steve Rutherford – Pedestal Bowl made from Bunnings timber, Biscuit Jar made from Cherry Ballard. Both finished in Estapol.



Phil McLeod – a selection of novelty pens Medical, Aircraft, Fishing Lure, Locomotive, Light House. Also Seam Ripper, Needle Threader and Crochet Hook kit.



Nina Kyte – Cedar Boxes, Cheese Knives, Cheese Board made of Mango and bowls of Cedar and Pine and unknown woods.



Mario Dato – Lacquered Platters with pictures Wine Corking device and a piece of Gidgy wood



George Xylas – bowls of Pine and Iron Bark Replacement Chisel and a small File.



David Caruana – two bowls, but he really wanted to show the finish and explain how He achieved it. **See the article below.**



Boyle 400g Clear Gloss

3.7 ★★★★★ 7 Reviewers

Boyle Clear Gloss Finishing
clear glaze to folk art paintin

[View product details](#)

IN-STORE PICKUP

\$17.49

[Bunnings Warehouse](#)

13.7 km · In stock

Information for our members for timber finishing [as a choice]

[As per our monthly meeting – 6th Oct- 2024]

The above product I have found to be quite good for simple finishing with an incredible luster.

Sand your project to 400grit in stages [as you normally do] and blow after each sanding stage and clean preferably with turpentine especially at the end of the 400grit.

Give the project a couple of sprays with the above [lightly] and let dry naturally.

Wipe project clean with a lint free cloth and sand to 600grit and blow and clean again with turpentine etc.

Spray the project again 2-3 coats and check finish between sprays [make sure each coat is touch dry]

Again, wipe project for any dust and or a quick light sand again with 600grit if necessary and make sure the sanding is along the grain as required.

You can purchase the above in gloss or matt from Bunnings [in the crafts section].

I think, it's up to the individual on the finish as some timbers [naturally] may require further sanding to taste and for individuals' choice and needs.

Coverage: depending on what finish you need and type of timber due to the first couple of coats after the 400grit, "how well it has sealed the timber" insisting on how well you have blown and cleaned the timber after each stage of sanding [getting to 400grit] i.e. 80-120-180-240-280-320-380-400 etc. MUST blow and clean thoroughly between each sanding stage and a good wipe with a damp cloth between each stage and a clean wipe with mineral turpentine at the end of say the 400grit. Note, the spray can does not give an area of coverage as per above, depending on what and how you finish your product.

It would be and or preferably be a good idea [for first-time users] of the above product to carry out a few little experiments.

Note, I have found that you do not require any other product i.e. sanding sealers or EEE, just the above.

I'm quite happy with this product but not necessary for everyone [your choice of finish]

We are always looking for something easier and better – it's all about continuous learning.

Show and Tell November 2024:



Paddy Hogan (Visitor) Various items including a wooden Camera, wooden flowers, spoons and a banksia pen.



Charles George A Lamp Stand base Meranti stem Mahogany.



David Caruana Camphor Laurel candle holders and a homemade Steady Rest.



Gerry Brady – Glory Box, Tea Box and Duck Bottle holder.



Phil McLeod – Silky Oak bowl and platter Organ Oil Finish, Bottle drainer Camphor Laurel shellawax



Mario Dato – box, toy and square pen.



George Xylas – various items Tasmanian Oak platter His first Pepper Mill, and some bowls.

SOUTHERN HIGHLANDS REGION.

Guild Report from 30th September 2024 Newsletter:

Southern Highlands

They will hold their AGM on the 4th Saturday in October. They are meeting on Wednesday and Friday mornings. They will also be participating in the Southern Highlands Arts Trail on the 2nd and 3rd weekend in November.

The Christmas Party will be held at the home of Michael and Kate Adameitz on 23 November.

Show and Tell September 2024: “Pens”



Two pens from Ian Pye



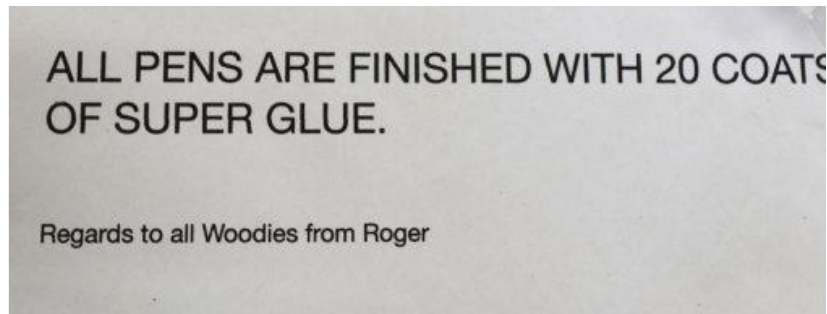
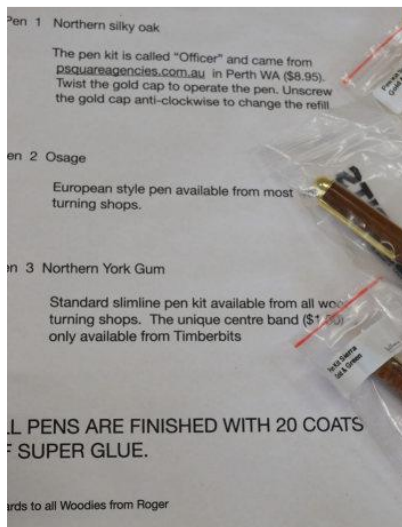
Michael Adamietz' pen in Huon Pine



Martin's selection of pens in a case - ready for the Arts Trail. Always a popular seller



Martin explains something about pens to Mike



Roger Wilson generously contributed three pens for sale at the forthcoming Arts Trail. Woodchips' Editor apologizes for the quality of the photo!

Show and Tell September 2024: "Miscellaneous Items"



Dora's Bowl



Frank Garcon's Bowl



Michael's Christmas Tree Decoration



Gerald di Corpo's chess set and box started a discussion about

making chess pieces.



Mike Darlow is a much published author and our cherished 'eminence grise' on all things to do with turning but even he admits (sometimes) to mistakes. Mike Darlow critiques his own work - not being pernickety just rigorous! And humble!!

GUILD AFILIATES CALENDER OF EVENTS

BANKSTOWN REGION

Bankstown Region has their shed open on the 1st and 3rd Saturday of each month from 0800 to approximately 1430.

They meet at the Girl Guide Hall, 157 Waldron Street, Chester Hill. 2162.

SOUTHERN HIGHLANDS REGION

Tuesday	Friday	Saturday (By Arrangement)
9 am – 12.30 pm	9 am – 12.30 pm	

Moss Vale Showground, 16 Illawarra Highway, Moss Vale NSW. 2577.

Monthly meeting 4th Saturday of month 11.00am -4.30pm

Committee (meets monthly at time as advised)

The AGM was held on 28th September. The following positions were filled as indicated.

President: Martin Nadas 4862 2268

Vice Pres: Steve Walker

Secretary: Michael Adamietz 0456 856 080

Treasurer: Gerald di Corpo

SYDNEY NORTHERN BEACHES WOODTURNERS

The Sydney Northern Beaches Woodturners are located at the Girl Guide Hall, Forrester Avenue, Forrester, 2087. (near the Scout Hall).

"The woodturning workshop is open Tuesdays & Fridays from 0930.

Saturdays from 0830 for sessions that include learning, guidance and toy making.

A special teaching session may be held on Wednesday evenings dependent on the number of attendees"

Meetings and Demonstrations are held on the third Sunday of each Month.

Starting at 9AM.

Secretary: Jenny Talbot 02 9451 6140

MENAI REGION WOODTURNERS.

Men's Shed at Barden Ridge, (100metres down on right from Golf Driving Range)
5:30PM to 8:30PM
2nd and 4th Tuesday of the month

EASTERN REGION CALENDAR DATES.

Shed Openings are at 169 Bilga Crescent, Malabar.

Our Shed is open Saturday from 1000 to 1700, and Thursday from 1000 to 1400, can be extended if necessary.

The group meets on the first Sunday of the month for an administrative meeting, BBQ lunch and "Show and Tell".

MACARTHUR REGION WOODTURNERS

The Macarthur Region Woodturners meet on the last Sunday of each month.

From 9:30AM to 2:30PM.

At the Robert Townson High School, Shuttleworth Avenue, (enter off Spitfire Drive), Raby. 2566.

REGION CONTACTS:

Macarthur: Paul Kruss 0417757877
Ian Cocks 0410159180

Southern Highlands: Michael Adamientz 0456 856 080

Bankstown: David King 0424 188 857

Menai: Bill Black 0401701327

Northern Beaches: Jenny Talbot (Secretary) 02 9451 6140

Eastern: Mario Dato 0419 404 405
Philip McLeod 0418 267 096

QUIZ ANSWERS

- 1/ This reduces a lot of the tension in the wood so that it is less likely to split or check as it dries. It also reduces drying time.
- 2/ They all can. I have turned: rubber knobs, brass scutcheon pins for spinning top points, homemade steel faceplates, and Perspex miniatures.
- 3/ The sleeve into which morse tapered tailstock centers are fitted.
- 4/ To measure diameters and depths. Good quality verniers can be firmly locked by a single screw. They can be held against the revolving work in the left hand while it is reduced by a sizing tool held in the right hand. When the desired diameter is reached the caliper jaws slide over the work and the sizing tool is withdrawn. The jaws should be slightly rounded so they slide easily onto the revolving work. Longer jaws allow larger diameter work to be sized.
- 5/ 1873, but electric powered lathes weren't widespread until the 1920s.

Find us on the web at: www.sydneywoodturners.com
www.youtube.com search Sydney Woodturners Guild
www.facebook.com search Sydney Woodturners Guild
All By Hand & Eye articles go to byhandandeye@gmail.com
Submissions for By Hand and Eye must be in 2 weeks before the
Guild Meeting.

Submissions are best in Microsoft Word format.

Mail:

Secretary

Sydney Woodturners Guild Inc.

2 Docharty Street Bradbury NSW 2560

DISCLAIMER

By Hand & Eye is a newsletter produced for the Sydney Woodturners Guild INC.

Any opinions, views or articles published are not necessarily those of the committee. Although every care is taken in preparing By Hand & Eye the committee cannot accept responsibility or liability for any errors or omissions.



MERRY CHRISTMAS TO EVERYONE.

**MAY PEACE AND LOVE GUIDE YOU ALL DURING
THIS FESTIVE SEASON.**

FROM SYDNEY WOODTURNERS GUILD.