

BY HAND & EYE



THE OFFICIAL NEWSLETTER OF THE SYDNEY WOODTURNERS GUILD INC.

June 2025 / July 2025



REPLICA GUILD CANDLE STICK SHOWING THE TWO POSSIBLE CONFIGURATIONS

The Guild acknowledges and thanks George Hatfield for allowing the use of his Candlestick as the Guild's Logo.

THE GUILD COMMITTEE FOR 2024 / 2025

PRESIDENT	PHILIP MCLEOD
VICE PRESIDENT	TONY NEY
SECRETARY	IAN COCKS
TREASURER	IAN COCKS
MEMBERSHIP SECRETARY	KEN MORGAN
PUBLIC OFFICER	IAN COCKS
EVENT COORDINATOR	DAVID KING
ASSISTANT EVENT CO-ORD	TONY NEY
EDITOR NEWSLETTER	PHILIP MCLEOD

Committee members 2024 /2025

Ken Morgan	0400234381	Bankstown
David King	0424188857	Bankstown
Mario Dato	0419404405	Eastern
Phil McLeod	0418267096	Eastern
Bill Black	0401701327	Menai
Tony Ney	95200634	Menai
Alex Bendeli	02-94161976	Northern Beaches
John Cottle	02-99052107	Northern Beaches
John Donnelly	0418686227	Northern Beaches
Michael Adamietz	0456856080	Southern Highlands
Paul Kruss	0417757877	Macarthur
Ian Cocks	0410159180	Macarthur
Michael Twemlow	02-46284670	Macarthur

JULY MESSAGE FROM THE PRESIDENT.



Welcome to the July 2025 edition of By Hand and Eye.

June - July is a period of cold, wet weather, and boy, it has been wet here. I know that many of you, like me, do not feel like getting out and about at this time of the year. It is much nicer to stay in and sit beside a nice warm fire or heater. However, I would encourage you to get out of that nice comfy Armchair and go to your Region/Club meeting. Without active members the people who give up their time opening the various sheds within the guild struggle to motivate themselves. So please make the effort to visit your Region/Club.

If you are lucky, like me, you have your own workshop. This can be a blessing and a curse. A blessing, because you can keep your skills up fairly easily. A curse because it makes it easy if you do not feel like going to your group's meeting to opt out. It is also a curse if like my workshop your workshop is not a heated space. It is easy to just skip a meeting or two during these colder months and fool yourself that you are making things for the later meeting as "Show and Tell".

So please, go to your region/club meetings and keep your skills up, I am sure that they will be glad to see you. You can also renew your membership now that memberships have fallen due on June 30. Use the phone or email to contact some of your friends in the Region/Club that you belong to. I am sure it will be a welcome contact for you and them.

Please also take the time to contact friends or relatives that you have not seen for a while. It is very easy to become isolated, especially during the colder days when the daylight hours are shorter.

GUILD AGM – 29 SEPTEMBER, SEE NOTICE TOWARDS THE BACK.

It would be good to see a few members attend the AGM-if only to give a bit of encouragement to the committee that there are some people with an interest in what the committee and what the Guild is doing.

Until next time, to quote a previous Guild President "Keep the Lathes turning," and have fun.

Philip McLeod

(PHILIP MCLEOD)
PRESIDENT

WELFARE

We have been advised that long time member of Sydney Northern Beaches is not feeling well and currently is in Mona vale Hospital. We are told he is in Room 26. I know you join with us in wishing him all the very best and hope to see him at Northern Beaches again soon.

GUILD CALENDAR OF EVENTS 2024.

Guild meetings take place at the Girl Guide Hall, 157 Waldron Street, Chester Hill. 2162.

The Guild meets on the last Monday of every second month i.e. January, March, May, July, September and November.

Meetings start at 1830, (6:30PM) and finish at 2100, (9PM) at the latest.

All members of the Guild are welcome to attend, but only 1 elected representative can vote at these meetings. This is to ensure that no one region can “out vote” the smaller regions. Everyone has an equal say in how the Guild is run.

The following dates are significant for the Guild:

2025

July 28 GUILD MEETING by ZOOM

August 4 Bankstown is 35 Years young

August 19 first formal Guild Meeting Sydney Tech College Ultimo.

September 17 Northern Beaches, (then Peninsula Region) is 32 Years young

September 29 **GUILD AGM and GUILD MEETING at Chester Hill**

October 5 Daylight Saving Starts – Clocks forward 1 hour.

October 7 Labour Day

November 24 LAST GUILD MEETING for 2025

2026

Macarthur Region will be 33 Years young first meeting held 1993

January 26 Australia Day

January 26 FIRST GUILD MEETING for 2026 (may be moved to 2 FEB due to Australia Day clash).

February Royal Easter Show Arts and Crafts Entries Close

March 15 Menai Region is 32 Years young

March 20 and 21 (9am to 3pm) Deliver Item/s to the Show

March 30 GUILD MEETING

April 2 (6 to 9pm) Arts and Crafts Preview

APRIL 2 – 13 ROYAL EASTER SHOW

April 5 Daylight Saving Ends – Clocks back 1 hour.

April 12 Eastern Region is 20 Years young (meetings were held before this date. This is date of Incorporation).

April 16 Southern Highlands is 32 Years young

18 - 21 April EASTER

April 17 and 18 (9am to 3pm) Collect item/s from Royal Easter Show.

April 25 ANZAC DAY

May 25 GUILD MEETING

May 31 Please Fill in your Membership Renewal Form by this date and pay your Membership.

8 June Kings Birthday

June 30 IF YOU HAVE NOT RENEWED YOUR MEMBERSHIP, YOU ARE UNFINANCIAL AND UNINSURED.

July 4 Guild is 43 Years young founding meeting at George Hatfield's home.

July 27 GUILD MEETING

August 4 Bankstown is 36 Years young

August 19 first formal Guild Meeting Sydney Tech College Ultimo.

September 17 Northern Beaches, (then Peninsula Region) is 33 Years young

September 28 **AGM and GUILD MEETING**

October 4 Daylight Saving Starts – Clocks forward 1 hour.

October 7 Labour Day

November 30 LAST GUILD MEETING for 2026

BH&E Closure Dates for Article Submission:

2025	2026	
18 JULY	16 JANUARY	17 JULY
19 SEPTEMBER	20 MARCH	18 SEPTEMBER
14 NOVEMBER	15 MAY	20 NOVEMBER

The last 3 missing editions are: Anything from **September 1983, 3/84 (May/June), 6/84 (November/December).**

So, please check with friends, under beds, in old boxes and see if you have any of these old copies.

THE EDITOR

Phone 0418 267 096

Email: phlpmcld@gmail.com

EDITORS CORRECTION: In the previous edition of the newsletter I misspelt DAVID KINGS name. David I deeply apologize for the error and hope you can forgive me. The Editor.

HAPPY BIRTHDAY TO THE GUILD.



YOUR GUILD IS 42 YEARS OLD ON 4TH JULY
MAY IT CONTINUE FOR MANY YEARS TO COME.

BECOME THE ULTIMATE WOODWORKER

WOOD LATHE

The Swivel Head Wood Lathe is mainly made up from cast iron to provide the rigidity that's required and needed in all good wood lathes. Changing the spindle speed from 500 to 2000rpm is extremely easy via the stepless variable speed control lever mounted on the front of the head.

The lathe comes complete with an outboard tool rest extension which is used to get the bowl rest into the best position when turning with the head rotated. The head and tailstock both have 2 morse tapers and the drive spindle thread is a common 1" x 10tpi. Supplied as standard with the machine is a 4 prong drive centre, revolving tailstock centre & faceplate.



WL-20
\$902 (W384)

WL-18
\$759 (W382)

WL-14V MINI WOOD LATHE



- Ø356 x 470mm turning capacity
- Electronic variable speed (450-3850rpm)
- Digital readout speed display
- 12 position spindle indexing
- 0.75hp, 240V motor

\$649 (W385)

WL-46A - ELECTRONIC VARIABLE SPEED WOOD LATHE



- Ø462 x 1194mm turning capacity
- Electronic speeds 100-3200rpm
- Cast iron bed, head and tailstock
- 1.5kW/2hp, 240V motor

\$2,794 (W387)

WL52 - HEAVY DUTY ELECTRONIC VARIABLE SPEED WOOD LATHE



- Ø520 x 910mm turning capacity
- Electronic variable speed 50-3890rpm
- Versatile 24 position indexing
- 2MT tailstock & headstock taper
- 720mm bowl diameter on outboard attach.
- 1.5kW / 2hp 240V inverter motor

\$5,445 (W686)

OPTIONAL ACCESSORIES



**CHS6P HSS Wood
Turning Tools - 6 Piece Set**

\$253 (W3036)



**WSC-100 Scroll
Chuck - 100mm**

\$187 (W370)



**WSC-KIT Scroll Chuck
Accessory Kit**

\$132 (W375)



**CTR-4 Curved
Tool Rest Set**

\$82.50 (W295)



**BSS-5075 Bowl
Sanding Tool**

\$71.50 (W305)



SYDNEY
(02) 9890 9111
1/2 Windsor Rd,
Northmead

BRISBANE
(07) 3715 2200
625 Boundary Rd,
Coopers Plains

MELBOURNE
(03) 9212 4422
4 Abbotts Rd,
Dandenong

PERTH
(08) 9373 9999
11 Valentine St,
Kewdale

ADELAIDE
(08) 9373 9969
Unit 11/20 Cheltenham Parade
Woodville SA 5011

Specifications & prices are subject to change without notification.

MAKING A WOODTURNING TOOL HANDLE BY PHILIP MCLEOD

I am often asked by new turners what is best. Should they buy a good set of tools or just use the club tools. My answer is always the same. In the beginning buy the steels and make your own handles. It is good practice, and you end up with a good set of tools at a reasonable price. I still use some of my original made tools when demonstrating.

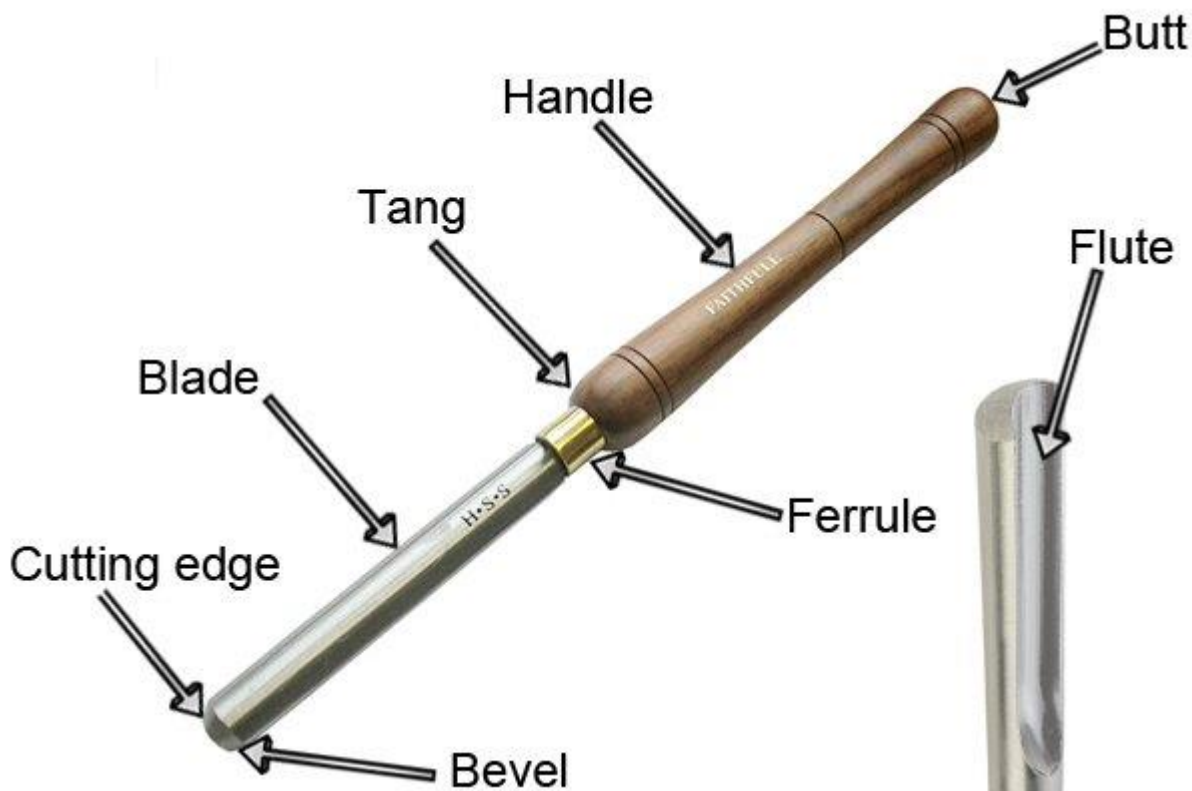
Where do you buy the steels, McJing is a good source, (this is not a paid advertisement), but it is where I source my steels and ferrules.

Before going into the procedure for making a Woodturning Tool Handle we should become familiar with the parts of a tool.


The diagram below shows all the parts of a tool, in this case a Roughing Gouge.

The parts that will concern us the most in making a handle are:

1. The Tang of the Blade. You cannot see the Tang in this diagram, but it is the steel part that fits into the handle
2. The Ferrule – this supports the tool and stops the wood from splitting
3. The Handle and the Butt



The diagram below shows a Parting Tool with the Tang circled.



Wooden Handle Size



Suggested size for Tool Handle

INSTRUCTIONS FOR MAKING A HANDLE

The Main Steps in the process are, Turn the handle to round, Drill the hole for the Tang, Fit the Ferrule and Turn the Handle to suit your hand.

Detailed Instructions:

1. Select a suitable piece of wood – Approximately 6 to 7 cm square and 30 cm long. The timber should be fairly straight grained and close grained. Fruit trees are best or Hickory, (if you can get it), but most hardwoods will be OK.
2. Mount the timber between centres using a standard 4 jaw chuck, bring up the tailstock with a Live Centre, (a cone type of Live Centre is best) and secure the timber in the lathe.
3. Use a Roughing Gouge to turn the timber into a cylinder.
4. Ensure that the chuck is holding the timber firmly and back the tail stock away.

5. Mount a Jacobs Chuck into the Tail Stock and using a drill bit of an appropriate size drill the hole for the Tang. ALWAYS USE THE LATHE FOR THIS AS IT WILL ENSURE THAT YOUR HOLE IS DEAD CENTRE OF THE HANDLE. Note: If the steel has a rectangular Tang make the hole a little bigger than the Tang, (timber springs back a bit when worked). If the tool has a tapered Tang you should first drill a small hole, then a larger hole. DO NOT drill all the way down with the bigger drill.
6. Take the tail stock away and test fit the tool. You want it to fit to within 10 or 15 mm of the shoulders of the tool.
7. Once you are happy with the fit remove the Jacobs Chuck. Reinstall the Cone Live Centre and bring it back into place so it is supporting the job. BE CAREFUL, do not put too much pressure on the Tail Stock as it may split the timber. Firm Pressure is all that is required.
8. Measure the length of the Ferrule and mark it onto the Handle at the end where you drilled the hole in the last step. It is good technique to allow a little extra space in case of a mistake in step 10.
9. Using Inside Callipers measure the inside diameter of the Ferrule and Transfer this measurement to a set of Outside Callipers. NOTE: Ferrules can be commercially purchased, or made from a piece of pipe, so the inside diameter may vary.
10. Using a Parting Tool reduce the diameter of the timber right at the end of the piece of timber to the inside diameter of the Ferrule. If you make it too small just take this part off and try again.
11. Test fit the ferrule by backing off the Tail Stock. You want a close fit, firm and not too loose. Turn the end to fit the Ferrule.
12. Once you are happy with the fit of the Ferrule, (do not worry if there is some wood protruding at the end) this can be removed later on the disc sander. It is time to turn the Handle.
13. Turn the handle in any shape you want. The main requirement is that it be comfortable to hold. You can test this while it is still mounted on the lathe.
14. Sand the Handle to the desired smoothness and apply the finish including any decoration or burnt rings as in the pictures on the previous pages. Any finish is suitable, Beeswax, Shellawax, EEE cream or Estapol.
15. Remove any excess timber from where the ferrule will go.
16. Assemble the tool. I use Araldite / Epoxy to glue the Ferrule and steel into the handle. Mix the glue and apply a little to the inside of the Ferrule, fit the Ferrule to the handle, fill the hole for the steel to about 2/3 full and drive the Tang into the hole ensure the tool is straight in the Handle. If some of the glue comes out of the hole wipe the excess away. Stand the tool where the glue can set. Epoxy / Araldite has some flexibility and good strength for tools.

FROM THE HISTORY FILES

The following is an extract from the booklet that was published as *20th Anniversary Sydney (1983 – 2003) Woodturners Guild Inc* and was provided by Peter Herbert.

MACARTHUR REGION

The Macarthur Region formation was held in 1993 at Doug Burton's home with Guild members in attendance Doug Burton, George Bird, Peter Constantine, Keith Smith and Frank Bollins. It was determined that Robert Townson High School (RTHS) would be the place to hold meetings. Doug Burton was elected Convenor for the region.

The first meeting with eighteen members in attendance under the leadership of Convenor Doug Burton, was at RTHS. The meeting included talks by Frank Bollins, Don Dixon, Malcom Clark and Col Herbert on safety and care and maintenance of tools and all five lathes were put to work.

Initially, meetings were from 6pm to 9pm on the second Thursday of each month but later changed to the last Sunday of every second month from 10am to 3pm. Later mini meetings were introduced in the months between the main meetings at members homes, with members putting on sausage sizzle scones and jam cakes.

Doug Burton held the position of convenor until December 1996 after which George Bird took the Regional Convenors job which he held until 2001. Keith Smith took over in 2001 and is the present Convenor. Doug Burton took on the Regional Representatives job in April 1994 and continued in the role until 1996 when Peter Constantine took over. Peter held the position until 2001, handing over to John Jewell who is the present Regional Representative.

Macarthur Region have hosted demonstrations by Frank Bollins, Don Dixon, Malcolm Clark, Adrian Barendrogt, Ian Welfare, Warren Wrankin, Bruce Leadbeater, John Crawford, David Laird, Gary Light, Simon Priem, Lindsay Skinner and more.

Macarthur Region has made toys for New Guinea and after the tidal wave disaster. Toys have also been made for donation to the Salvation Army to give to needy children at Christmas.

Promotion Demonstrations have been conducted at Camden, and Campbelltown City Shows where the Blue Ribbon for best stand has been won on a number of occasions. A recent meeting held at Carrington Retirement Village, Camden to encourage retirees to take an interest in woodturning was a great success.

Members have increased from 16 at the first meeting to 57.



NSW Distributor of the Entire Boatcraft Pacific Range
www.BoatCraftNSW.net

**Advice & Product on all of your Boatbuilding,
woodworking and construction needs**

Ph: (02) 9533 5470

Email: Bote.cote@optusnet.com.au

All the products we sell are sourced through Australian manufacturers where possible and are also designed to be as safe as possible for the consumers safety!

We have products for all sorts of applications from waterproof glues to clear finishes for all situations from pen making all the way to doing river pours.

We pride ourselves on knowing how to use our products that's why we have a company policy
"There is no such thing as a silly question"

***We have introduced a club special just for you guys at Hand and Eye
Just provide your club membership on ordering and you will receive***

5% discount for orders under \$100

10% discount for orders over \$100

***We are happy to come out to your club upon appointment to talk more about
our products and their uses.***

CHECK US OUT ON YOUTUBE

"The Epoxy Guru – Tips & Tricks"

Hit the big red button to subscribe to our You Tube Channel!

Click the Bell for all Notifications of our latest video uploads



Epox-E-Glue **Purbond**



BOTE COTE

**Aus Made and Safe Epoxy
Resin**



HEALTH ISSUES.



HEALTH ISSUES.

EXERCISE AND MENTAL HEALTH

From Health Direct, a free Australian Government service

Key facts

- Exercise can benefit your mental health as well as your physical health,
- Exercising regularly can reduce stress, help you sleep better, and aid recovery from mental illness.
- If you are new to exercising, start slow in a setting where you feel comfortable.
- Exercise has many benefits, not only for your physical health but also your mental health
- If you are new to exercise, you can start slowly and choose something you enjoy.

What are the physical health benefits of exercise?

- Exercise has many benefits for your physical health by helping reduce your risk of illness-es, such as

heart disease;

high blood pressure;

diabetes;

obesity and

cancer

- Exercise can help people with illnesses and conditions such as

stroke;

Alzheimer's disease;

Parkinson's disease and

dementia

- Physical activity can also help you maintain a healthy weight and improve your overall health.
- Different exercises can help you

lose weight if you need to

build muscle mass and strength

- Exercise can also boost your self-esteem.

What are the mental health benefits of exercise?

- If you exercise regularly, it can help

reduce stress

boost your memory

reduce symptoms of mental health conditions like depression, anxiety or schizophrenia; and

help with recovery from mental health issues

- Exercise can also help reduce any feelings of loneliness and isolation, as it can create opportunities to:

get outside be social and interact with other people

- Exercise can also improve your sleep. A good rest is important in both your physical and mental health, to

improve your concentration

give you more energy

How does exercise help my mental health?

- Exercise causes your brain to release 'feel good' chemicals like endorphins and serotonin that help improve your mood.
- It also improves your fitness, which can help lift your mood.
- Doing physical activity can also distract you from negative thought patterns.

How much exercise do I need?

- Australian guidelines recommend adults do at least 30 minutes of moderate to intensive physical activity on most or all days of the week.
- Combine your exercise routine with a healthy diet and other healthy lifestyle habits.
- While you exercise, you can also

practice steady breathing for self-awareness;

focus on keeping a good posture

How do I start exercising?

- When starting to exercise, it's important to stay within your limits.
- If you are not usually active, start with simple activities like going to the shops; gardening; household chores; and cooking
- At your own pace, try to build up to doing 30 minutes of moderate exercise each day, such as bike riding; walking; and swimming
- If you have a pedometer or smart watch, you can also monitor your steps and set walking goals. At first, aim for around 1,000 steps a day.
- Eventually, try to aim for 8,000 to 10,000 steps per day.
- You don't need to visit a gym to exercise. You can start exercising in a comfortable environment to build your confidence.
- You can exercise at home; outside; alone, with people you know, or with a class or group
- Consider ways you can incorporate exercise into your daily routine and lifestyle.
- When starting exercise, pick something you enjoy. You can use your friends or family as motivators to keep you on track.
- Enjoy the benefits of owning a pet — if you own a dog, make the most of your local area for their walks. You could walk in a park or by a beach if they are nearby.
- If you enjoy dancing, try a creative dance movement class. If you enjoy art, visit a museum or gallery.

How do I overcome obstacles to exercising?

When starting exercise you may experience some barriers, but they can be overcome

Motivation and energy

- Mental health issues can be tiring. You may struggle with motivation for exercise.
- To overcome this, you can start slow and set small goals;
- Reward yourself for exercising;
- Try social exercise
- Remind yourself that exercise will help you rest better and feel less tired

Cost

- You may think that exercising is too costly. Gym memberships and home exercise equipment can be expensive. There are other, more affordable ways to exercise.
- Local community centres often have affordable exercise groups.
- See if your community has a free, local running group.
- Go for a walk around your block.
- Explore online exercise classes and exercise apps.

Anxiety or feeling intimidated

- You might feel uncomfortable exercising in a public place or joining a group exercise class. This is perfectly normal.
- To feel more comfortable and build your confidence, you can try taking a friend with you to an exercise class
- exercising in comfortable clothes
- download an app to exercise in your own home

Time

If you are short on time, there are things you can try to fit exercise into your routine.

- Break exercise into small chunks. Instead of doing 30 minutes in one go, do three lots of 10 minutes in a day.
- Try to wake up earlier.
- Try to walk around on your lunch break.

Physical limitations

- You may have physical obstacles such as an injury or disability that makes it difficult to exercise. You may benefit from seeing a health professional such as a physiotherapist or exercise physiologist to help you recover.
- They can suggest exercise options suitable for you, and help you plan activities.

Resources and support

For advice and to get connected to local mental health services, you can call Head to Health on 1800 595 212.

HUMOR FROM THE SHAVINGS.

A construction worker died suddenly in his sleep, as he entered the Pearly Gates trumpets blared.

St. Peter approached him with his hand outstretched, " Congratulations, you are the oldest person ever to arrive here."

"There must be some mistake," the worker replied, " I am only forty years old."

" Impossible," St. Peter replied, " We added your time sheets up twice and got 160 years both times."

Mikey left the furniture shop Friday afternoon and cashed his paycheck in the bar, it was a good check, he had worked a lot of overtime, enough that he was able to party until Monday afternoon. He went home to face his wife knowing that he would be in trouble.

All she said was, "How would you like it if you didn't see me for three days?"

With his mind still in a bit of a haze he replied, " That would suit me just fine."

Tuesday came and he didn't see his wife, then Wednesday the same, by Thursday he could just see her out of the corner of his left eye.

McJING

Tools

Engineering & Woodworking

High Speed Steel Tool Bits, Woodturning Chisels, Carbide Changeable Tips, Forstner Bits, CBM Grinding Wheels, Sharpening, Polishing, Lathe Chuck & Accessories, Etc.

454 HUME HIGHWAY. YAGOONA NSW 2199. We are an easy walk from Yagoona Station.

Shop Open: Monday to Friday 9:30 to 2:00, Saturday 9:30 to 12:30

Online Shopping available through our website: www.mcjing.com.au

Email: order@mcjing.com.au OR **TELEPHONE (02) 9709 8805**




SHALLOW CURVE ROUGHING GOUGE:

3.2 x 20 x 140mm

5.5 x 32 x 230mm

6.3 x 42 x 230mm



CHANGEABLE CARBIDE TIPS & HOLDER SET:

This new holder design features an innovative cross groove along with each interchangeable tip having a molded cross bead to sit properly and stop tip movement. Tips can be rotated 90 degrees multiple times for extra usage. Holder is 10x10x170mm while tips come in 5 sizes: One Round 12mm, One Round 16mm, One 11x11mm Square, One 11x11mm Square with large radius and One Diamond 10x27mm.



CBN GRINDING WHEEL: CBN is Cubic Boron Nitride. Don't have to worry about dressing or shaping like typical aluminum oxide wheels. It's perfect for sharpening HSS turning tools. You will achieve a super fine, sharp edge with polished bevel on either hardened tool steel or carbide. CBN Grinding Wheel are very quiet, produce very little sparks and generate very little heat when sharpening. The steel wheel body with hollow recessing bushing to make it light.



MT.2 THREE STEP BUFFING SYSTEM: A durable wax finish with MT.2 lathe-mounted polishing system. Buffing passes are made with a Tripoli buff (linen wheel), White Diamond buff (linen/flannel wheel), then Carnuba wax (flannel wheel).

The final finish is very similar to multiple coats of lacquer but is softer and much deeper. Including: 3pcs 8" fabric buffing wheels 1pc Tripoli bar, 1pc White diamond bar, 1pc Carnuba wax bar. 1pc MT.2 heavy duty lathe mandrel which holds the buffing wheels. The system requires a lathe with a minimum of 1/2HP. It is recommended that the final piece be pre-treated with Danish Oil.

GUILD ITEMS FOR SALE.

Please see your Guild Representative for prices if you want any of these items.



Guild Cloth Patch



Guild Baseball Cap



Lapel Badge

If there is anything you, or your club wish to sell. Or something you are looking for let me know, I am happy to put it into By Hand and Eye.

WOODTURNING QUIZ

(Answers will be published near the last page).

Acknowledgements

It would be impossible to name all the people who have helped with the quiz over the years, but I thank George Hatfield, Mike Darlow, Terry Martin, Mark Sfirri, Jean-Francois Escoulen, Stephen Hogbin, Simon Priem, Lindsay Skinner, Frank Bollins, Keith Smith, Dick Turner, Bernie Carveth, Col Herbert, Des Lane, Allan Game, Karen Blewden, David Laird, John Ewart, Bernie Axford, Dale Hageman, Richard Raffan, Vic Wood, Bonnie Klein, Robin Wood, Stuart King, Dale Nish, Steve Riley, Phil McNabb, Tony Garbellini and my father, Ernie Newman. Apologies to those I have missed. Ernie Newman.

Now to the Quiz:

- 1/ Where is the cambium layer in a tree?
- 2/ When would a wide shallow roughing gouge be used on faceplate work?
- 3/ What is a scratch gauge?
- 4/ What chuck is built into virtually all lathes?
- 5/ Nineteenth century novelists Fyodor Dostoevsky [Russian] and Gustave Flaubert [French] have a woodturning connection with twentieth century mystery writers Emma Lathen and Reginald Hill. What is the connection?

carbatec.
THE HOME OF WOODWORKING

Sydney Woodturners Guild
SAVE 15%* at Carbatec!

*Discount excludes gift cards, Axiom, i2R, SCM, Festool, Veritas, Tormek, already discounted items and freight.



**All the best woodworking brands
are at Carbatec.**

BORA

carbatec

CMT

Kreg

JessEm

LAGUNA

nova

Robert Porby

ROCKLER
WOODWORKING AND HARDWARE

SawStop

Titebond

titan

Visit your local store or call 1800 658 111

ADELAIDE • BRISBANE • HOBART • MELBOURNE • PERTH • SYDNEY • AUCKLAND • CHRISTCHURCH

CARBATEC.COM.AU

AROUND THE REGIONS

FROM THE GUILD.

The Guild meeting was held on Monday 26th May by Zoom.

Your Guild currently has \$ 13118.58 available to it. Thanks to all the members for renewing early and a windfall from the Royal Easter Show we now have enough money to cover the insurance when it falls due.

Anyone who has not renewed their membership, it is now due and needs to be sorted out quickly. Though you will not get your new membership cards until September – please see below for explanation.

Membership Secretary – There are currently 210 members including 10 Life Members of The Sydney Woodturners Guild. Ken is going on a 3 month holiday starting 2nd June. Therefore any memberships received after this date will not get their cards until his return in September. You will be considered a member, and you will be covered for insurance.

The new Guild Constitution will be submitted to Fair Trading for approval in the next few weeks.

Royal Easter Show was a great success, and the Guild has been notified that we will be allowed to sell our products at the next show. The next Royal Easter Show will run from 2nd April to 13th April 2026.

The next Guild meeting will be at 6:30pm on Monday 28th July. It will be held as a Zoom meeting.

Region / Club Membership Secretaries please note that until further notice new memberships, or members renewing paperwork should go to Ken Morgan (swgmembershipsec@gmail.com) , cc'd Ian Cocks (ian.cocks@gmail.com).

Members and regions / clubs are reminded that if you are meeting out of normal times, or at different places or doing activities PLEASE let the Secretary know. A large part of your membership is for insurance, but it ONLY WORKS if the secretary knows about what is happening. An email or phone call is all that is required.

FROM THE EDITOR – When taking photographs for inclusion in the BH&E please try to put the item on a white, or light coloured background with as much natural light as possible. This will make it come out better in the newsletter. Thank you.

Please remember: If you send me something for BH&E I will print it. Email: phlpmeld@gmail.com

NEW TEMPORARY SEGMENT, GUILD COMMITTEE MEMBER PROFILE.

Better Known as the Rogues Gallery.

L TO R JOHN COTTLE (NORTHERN BEACHES REP), KEN MORGAN (MEMBERSHIP SECRETARY) MICHAEL ADAMIETZ (SOUTHERN HIGHLANDS REP)



THIS WILL CONCLUDE THIS SEGMENT.

THE SYDNEY WOODTURNERS GUILD Inc.

NOTICE OF ANNUAL GENERAL MEETING

Notice is hereby given that an Annual General Meeting of the Sydney Woodturners Guild Inc. is to be held at the Chester Hill Guide Hall, Waldron Road Chester Hill on Monday 29th September 2025 commencing at 6:30pm, for the purpose of electing Office Bearers for the ensuring year as per the Rules of the Association.

ELECTION OF OFFICE BEARERS

PRESIDENT

VICE PRESIDENT

SECRETARY

TREASURER

Each of whom is to be elected at the Annual General Meeting of the Guild under rule 15.

(Those nominated require a 50% majority of the members voting, either in person or by proxy, to be in favour, to be elected)

Dated this 21th July 2025



Ian Cocks

Secretary

(Each financial member is entitled to appoint another member as a proxy, by notice given to the Secretary no later than 24 hours before the time of the meeting, in respect of which the proxy is appointed. No one member may hold more than 5 proxies)

THE SYDNEY WOODTURNERS GUILD Inc.

Nomination and Acceptance Form

Elections to be held on Monday 29th September 2025 at the Girl Guide Hall,
Waldron Road Chester Hill

We the undersigned wish to nominate:

.....

For the Position of.....

Signed.....

Signed.....

I will accept the Nomination for the Position of:

.....

Rules state:

Rule 15 (1) Nominations of candidates for election as an Office Bearer of the
Association:

1. Must be made in writing, signed by 2 members of the Guild and accompanied by the written consent of the candidate (which may be endorsed on the form of the nomination) and
2. Must be delivered to the Secretary of the Guild at least 21 Days before the date fixed for the holding of the Annual General Meeting at which the election is to take place. (8th September 2025)

The Positions for election are;

President:

Vice President:

Secretary:

Treasurer

SYDNEY WOODTURNERS GUILD Inc.

Appointment of Proxy

I

(Full Name)

Of

(Address)

Being a member of the Sydney Woodturners Guild Inc.

Hereby appoint

(Full Name)

Of.....

(Address)

Being a member of the Sydney Woodturners Guild Inc. as my proxy to vote for me on my behalf at the Annual General Meeting to be held on Monday 29th September 2025 at the Girl Guide Hall, Waldron Road Chester Hill from 6:30pm and at any adjournment of that meeting.

SIGNATURE OF MEMBER APPOINTING PROXY

..... Date.....

NOTE: Only Guild members may appoint another Guild member to be their Proxy

NOTE: This form must be presented to the Secretary on or before 6:30pm 29/9/2025

MENAI REGION.

Guild Report 26 May 2025:

Menai They are still meeting regularly, with a good turnout. Everything is OK.

Show and Tell 2025: This June's theme "THIN BOWL OR PLATTER"





Show and Tell July 2025: This month's theme "Square Winged Bowl"







NORTHERN BEACHES.

Guild Report 26 May 2025:

Northern Beaches Have advised that all correspondence is to be through a group email address or through PO Box 532, Forestville. NSW. 2087.

Bunnings BBQs are back on track. They made \$1800 at the last BBQ. They have also had a successful Market Day where they made \$800.

The group has purchased a new Vicmarc 300S Lathe.

Their Not for Profit status is still being worked out, and therefore it is currently indeterminate.

The lease on their current property is up for renegotiation.

They will be attending the Terry Hills Makers Market on 4 May and their next meeting is on 18 May.

Show and Tell March 2024 “”.

BANKSTOWN REGION.

Guild Report 26 May 2025:

Bankstown are continuing to meet, and hopefully will be stable for the foreseeable future. They currently have 10 paid up members.

Show and Tell December 2024:



Karlo Taliana – Rolling Pin in Pine.



Karlo Taliana – Bowl in Pine.



An Mai – Bowl in Splatted Apple branch.



An Mai – Cake stand side view and showing coin insert.



An Mai – Bowl in Jacaranda.



An Mai – Sierra Pen.



An Mai – Candle stick holder in Pine.



An Mai – Sierra Pen.

Show and Tell March 2025:



Harold Soans – Jacaranda Coffee grinders ---- Burnt Huon Pine Coffee grinder -- Banksia Nut Coffee grinder.



Harold Soans – Platter in Rosewood



Bowl in Rosewood



Platter in Merbau



Harold Soans – Selection of Pens.



An Mai – Two Splatted Maple with resin infill.



An Mai – Bowl in Splatted Maple with resin infill.

Show and Tell April 2025:



Karlo Taliana – Mallet in Grey Mangrove.



Harold Soans – Salt &

Pepper grinders in laminated Zebrano.



Harold Soans – Bowl in Camphor Laurel.



Harold Soans – Small lidded box in Belah



with lid removed.



Harold Soans – Lidded box in Gum.



Harold Soans – Lidded box in Gum with lid removed.



An Mai – Fancy lidded box in Splatted Apple and with lid removed.



An Mai – Shallow bowl in Splatted Apple --



Candle holder in Jacaranda -- -----



and a Bowl in Splatted Apple.



An Mai – Bowl in Splatted Apple with resin inlay, Bowl in Splatted Apple and Bowl in Splatted Apple with resin inlay.



An Mai – Bowl in Splatted Apple,

Bowl in Splatted Apple with resin inlay

and a Mug in Apple.



Angela Augustinsen – Laminated bowl.

MACARTHUR REGION.

Guild Report 26 May 2025:

Macarthur had a demonstration day on 25 May at Camden. They are trialing using Zoom so more members can be part of their monthly meetings.

Show and Tell August 2024:

EASTERN REGION.

Guild Report 28 July 2025:

Treasurer's Report: George Xylas informed the group that we have \$2490 in the bank, and approximately \$200 in Petty Cash.

There are currently 29 members in Eastern Region.

The group voted to adopt the new constitution and submit it to Fair Trading for approval.

The group held their AGM on Sunday 6 July. The following people were elected into the indicated positions:

President – Mario Dato
Treasurer – George Xylas
Public Officer – Philip McLeod
Kooloora Representative – Geoff Cook
Catering Officer – Mario Dato
Guild Representatives – Philip McLeod, Mario Dato
Ordinary Committee Member – Melvyn Dickson
Secretary – Mario Dato
Assistant Secretary – Joshua Newman

Next Meeting: August 3 at 10.00 am General Meeting followed a BBQ

Meeting Closed: 1130

Show and Tell 1 June 2025:



**Phil McLeod – Knights
Armour Pen with Kneeling
Knight, Tool Handle, Gear**



**Mel Dickson Silky Oak Bud
Vases.**



**Joshua Newman – Salt Spoon
Small Dish, Medium Magnolia
Bowl, Large Black painted pine**

Shift Pen, Small bowl.



Nina Kyte – Camphor Laurel Bowl



George Xylas – Platters, Bracelets, Chisel Handle Mother & daughter platters Of Cyprus Pine.

Show and Tell 6 July:



Mel Dickson – Pine Platter And Bowls

Bowl with thrown paint flecked effect.



Gene Sienniak – Swamp Mahogany Bowl with epoxy And pine inserts.



Mario Dato – Bangles, Lidded Apple Box, and Offset Turning Duck.



Philip McLeod – Camphor Laurel Bowl, White Cedar &



Chris Andrianakos - Cheese platter (Merbau), American Oak Bowl, Oregon Goblet, Meranti Bowl, Laminated bowl (Blackbutt)

Apologies Steve Rutherford I lost the picture. Lidded Boxes of Mulga and Red Cedar, and a Pedestal Bowl.



Joshua Newman – Pine Lidded Box, Swamp Mahogany Bowl

Ebony Cheese Knives & Yoyos.



Chris Andrianakos – Quilla
Mortar & Pestle, American Oak
Egg Cup, Bowls from American
Oak, Jarrah & Spotted Gum
& a Terrarium



Steve Rutherford – Laminated
Lidded Boxes of various woods



George Xylas – Liquid Amber
Raw Edged Bowl, Merbau
Bangle & small bowl unknown
timber.

SOUTHERN HIGHLANDS REGION.

Guild Report 31 March 2025:

Southern Highlands are continuing to meet at their usual days and times. They also asked to let people know that they are open every 4th Saturday.

Show and Tell March 2025: “”

GUILD AFILIATES CALENDER OF EVENTS

BANKSTOWN REGION

Bankstown Region has their shed open on the 1st and 3rd Saturday of each month from 0800 to approximately 1430.

They meet at the Girl Guide Hall, 157 Waldron Street, Chester Hill. 2162.

SOUTHERN HIGHLANDS REGION

Tuesday	Friday	Saturday (By Arrangement)
9 am – 12.30 pm	9 am – 12.30 pm	

Moss Vale Showground, 16 Illawarra Highway, Moss Vale NSW. 2577.

Monthly meeting 4th Saturday of month 11.00am -4.30pm

Committee (meets monthly at time as advised)

The AGM was held on 28th September. The following positions were filled as indicated.

President: Martin Nadas 4862 2268

Vice Pres: Steve Walker

Secretary: Michael Adamietz 0456 856 080

Treasurer: Gerald di Corpo

SYDNEY NORTHERN BEACHES WOODTURNERS

**The Sydney Northern Beaches Woodturners are located in Forrestville Avenue,
Forrestville, 2087 (the old Girl Guides Hall).**

The Club workshop is open Tuesdays and Fridays from 0930, and from 0830 on Saturdays.

**In addition to woodturning and similar activities, the Club also runs an active toy-making
program which benefits local charities.**

**Club meetings, Members' 'show and tell', and demonstrations are held on the third
Sunday of each month from 0900 for an 0930 start.**

**Check the Club's website www.snbwoodturners.com or email
snbwoodturners@hotmail.com for further information.**

Secretary: Jenny Talbot 02 9451 6140

MENAI REGION WOODTURNERS.

Men's Shed at Barden Ridge, (100metres down on right from Golf Driving Range) 5:30PM to 8:30PM
2nd and 4th Tuesday of the month

EASTERN REGION CALENDAR DATES.

Shed Openings are at 169 Bilga Crescent, Malabar.

**Our Shed is open Saturday from 1000 to 1700, and Thursday from 1000 to 1400, can be
extended if necessary.**

**The group meets on the first Sunday of the month for an administrative meeting, BBQ lunch
and "Show and Tell".**

MACARTHUR REGION WOODTURNERS

The Macarthur Region Woodturners meet on the last Sunday of each month.

From 9:30AM to 2:30PM.

At the Robert Townson High School, Shuttleworth Avenue, (enter off Spitfire Drive), Raby.
2566.

REGION CONTACTS:

Macarthur:	Paul Kruss 0417757877 Ian Cocks 0410159180
Southern Highlands:	Michael Adamientz 0456 856 080
Bankstown:	David King 0424 188 857
Menai:	Bill Black 0401701327
Northern Beaches:	Jenny Talbot (Secretary) 02 9451 6140
Eastern:	Mario Dato 0419 404 405 Philip McLeod 0418 267 096

QUIZ ANSWERS

1/ The cambium layer is the zone between the sapwood and the bark. New cell growth occurs in the cambium layer.

2/ It would be very risky to use a wide shallow roughing gouge for faceplate work as it takes a wide shaving and this increases the chance of a severe dig-in which could throw the work off the lathe.

3/ A scratch gauge is a marking device for transferring key points of detail onto a turning. It usually takes the form of a piece of wood with sharpened nails projecting from an edge. These score the revolving work-piece at exactly the same points every time the gauge is used and so facilitate accurate repetition work. Scratch gauges are more accurate than pencil gauges and are especially useful for precisely marking shoulder lengths.

4/ The morse tapered opening in the headstock spindle, known as the swallow, may be used as a cup chuck to hold miniature goblets, small chess pieces and the like. To prepare timber place it between centers and turn a taper which roughly corresponds to a morse taper on one end. This is not too difficult if calipers are used to transfer the diameter of the prong centre at the swallow opening to a point about 15-20mm from the end of the blank. The taper may be judged by eye. The timber should be tapped firmly into the swallow with a hammer. It is not necessary to use great force and in any case this could damage the headstock bearings. A number two morse tapered swallow will securely hold a workpiece which projects up to about 80 mm.

5/ All these authors have created characters who are woodturners.

Find us on the web at: www.sydneywoodturners.com
www.youtube.com search Sydney Woodturners Guild
www.facebook.com search Sydney Woodturners Guild

All By Hand & Eye articles go to byhandandeye@gmail.com
Submissions for By Hand and Eye must be in 2 weeks before the
Guild Meeting.

Submissions are best in Microsoft Word format.

Mail:

Secretary

Sydney Woodturners Guild Inc.

2 Docharty Street Bradbury NSW 2560

DISCLAIMER

By Hand & Eye is a newsletter produced for the Sydney
Woodturners Guild INC.

Any opinions, views or articles published are not necessarily
those of the committee. Although every care is taken in
preparing By Hand & Eye the committee cannot accept
responsibility or liability for any errors or omissions.